

2023-24 | KOLPIN OUTDOORS



PROTECTING YOUR ESSENTIAL GEAR SINCE 1943



**WE
ARE** | **KOLPIN**
OUTDOORS



PROTECT THE GEAR YOU NEED. LIVE THE LIFE YOU LOVE.

Whether your journey requires one horse or 400hp; from woodlands to farmland, from marsh to mountain, the need to protect your most important gear is always there.

That's where we come in: building the smartest and toughest protection solutions to keep your investments – and you for that matter – safe and sound no matter what nature dishes out. We are authentic outdoorsmen that created our first gun case over 80 years ago, and have been making it better ever since.

Our products are intuitively designed by engineers who live for the outdoors, and always guaranteed to perform, even in the most demanding environments. And we know that keeping you and your gear safe ultimately leads to what we all live for... better hunts, better rides, turning work into fun, stronger legacies and lasting traditions.

Thank you for choosing Kolpin and carrying on a time-tested lineage of passionate outdoorsmen who demand the best gear to help them live the life they love.

6	RHINO GRIPS
25	STRONGHOLD
36	CLASSIC GUN BOOTS
40	UTV GUN CARRIERS
44	SAW TRANSPORT
48	ATV / UTV STORAGE
60	DIRTWORKS

66	RECEIVER HITCHES
74	MIRRORS
78	ACCESSORIES
84	PLOW SYSTEMS / ACCESSORIES
100	WINCHES / ACCESSORIES
110	UTV ROOFS
114	UTV WINDSHIELDS
118	FITMENT CHARTS

⚠ This product is designed to fit most vehicles, however Kolpin does not guarantee vehicle fitment for all vehicles. See kolpin.com for the latest vehicle fitment. Always refer to your vehicle's OEM operator manual to understand warnings and fitment, which takes precedence over Kolpin product instructions and fitment. Pictures are a representation of the product you will be getting but may vary due to product revisions.


RHINO GRIPS

ENGINEERED TO
SAFELY AND SECURELY
TRANSPORT YOUR GEAR

We've purpose-built the most versatile way to safely secure and transport your gear. Period.

Whatever your tool, firearm or implement, wherever you want to secure it, take it or mount it, we've got a solution for you.

SECURE
YOUR
GEAR
AND GO



RHINO GRIPS












CHOOSE YOUR GRIP

DESIGNED WITH ONE PRINCIPAL IN MIND:
SAFELY & SECURELY TRANSPORT YOUR GEAR.

Each Rhino Grip model has durable, flexible, rubber grips to grab your gear and a variety of mounting solutions so you can completely customize your gear transport journey.

All Rhino Grips are sold in pairs. All configurations come with mounting hardware except the FLEX models.

RHINO GRIP	CAPACITY	CONSTRUCTION	ROTATION	ANGLE/TILT	GRIP STYLE	STYLES
PRO						
	50 LBS.	Rubber over-molded aluminum	360°	160°	Fixed	Pro: K0L21560 Polaris L&R ATV:K0L21561 Polaris L&R UTV:K0L21562 Can-Am LinQ:K0L21563
RATCHETING						
	15 LBS.	Rubber over-molded heavy-duty nylon	360°	Fixed	Adjustable	Ratcheting: K0L21540 Polaris L&R ATV:K0L21541 Polaris L&R UTV:K0L21542 Can-Am LinQ:K0L21563
XLR						
	15 LBS.	Rubber over-molded heavy-duty nylon	360°	160°	Adjustable	XLR:K0L21550 Polaris L&R ATV:K0L21552 Polaris L&R UTV:K0L21554 XLR Handlebar:K0L21556 Can-Am LinQ:K0L21557
XLR DOUBLE						
	20 LBS.	Rubber over-molded heavy-duty nylon	360°	160°	Adjustable	XLR Double:K0L21551 Polaris L&R ATV:K0L21553 Polaris L&R UTV:K0L21555 Can-Am LinQ:K0L21588
XL						
	15 LBS.	Rubber over-molded heavy-duty nylon	360°	160°	Fixed	XL:K0L21510 Handlebar Mount:K0L21530
XL DOUBLE						
	20 LBS.	Rubber over-molded heavy-duty nylon	360°	160°	Fixed	XL Double:K0L21515
STANDARD						
	10-15 LBS.	Rubber over-molded nylon	Fixed	Fixed	Fixed	Single:K0L21500 Double:K0L21505 Suction Cup:K0L21520
FLEX						
	15 LBS.	Rubber over-molded nylon	Fixed	Fixed	Fixed	1.5:K0L21570 3.0:K0L21571





RHINO GRIP PRO

THE TOUGHEST RHINO GRIPS YET

We've driven these grips over with trucks trying to break them. We've failed. The PROs have not.

Heavy Scoped Rifles, Crossbows, Ice Augers and more are no match for the Pros.

DURABLE GRIPS

Rubber over-molded
cast-aluminum

TILT DESIGN

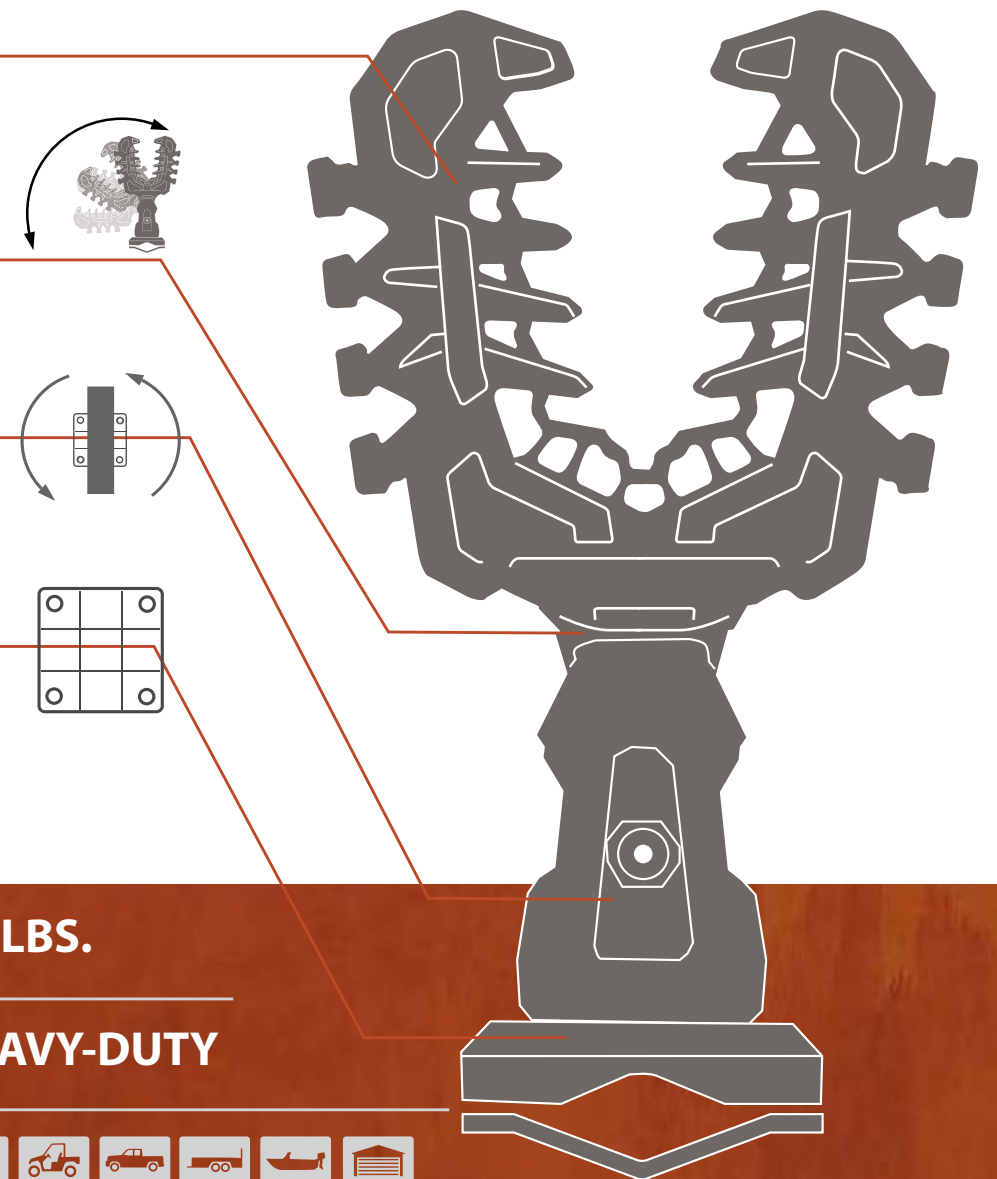
Tilts 160° in 40° increments

ROTATES 360°

Tool-free base rotation

HEAVY-DUTY BASE

Mounts to tubular or square
bars from 5/8"-2" in diameter
or to flat, drillable surfaces



CAPACITY	50 LBS.
BEST USED FOR	HEAVY-DUTY
WORKS BEST ON	

RHINO GRIP PRO

- 5-Position tooth-indexed tool-free tilt-angling with infinite rotation
- Universal version has 4-corner bolting system
- Can-Am & Polaris Lock & Ride versions include appropriate anchor
- (2) Heavy-duty rubber straps, hardware and mounting plates included



STANDARD (PAIR) - KOL21560
POLARIS SPORTSMAN/RZR (PAIR) - KOL21561
POLARIS RANGER/GENERAL (PAIR) - KOL21562
CAN-AM LINQ SYSTEM (PAIR) - KOL21563
HEAVY-DUTY REPLACEMENT STRAPS (PAIR) - KOL21590

COMPATIBLE WITH
POLARIS
LOCK & RIDE



RHINO GRIP RATCHETING

ONE-HANDED CLOSURE OR RELEASE

If you like the idea of one-handed, quick-release button access to your gear and no tie-down straps, these are the solution.

The ability to adjust the 2 grips to different widths to accommodate odd shapes makes these extra-versatile.

RATCHETING DESIGN

Allows securing items from 1-4"

GRIP TEXTURE

Compressible rubber

PUSH ARM TO RATCHET CLOSED; QUICK-RELEASE BUTTON

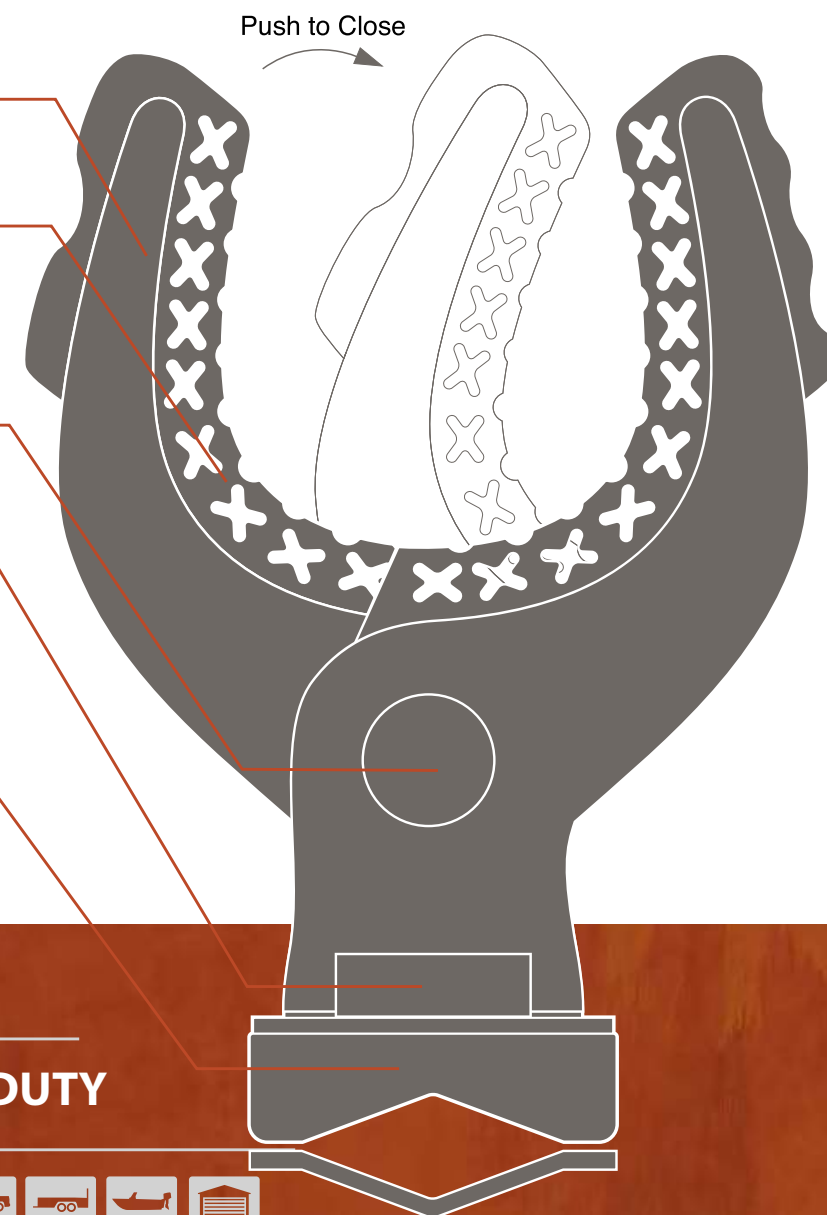
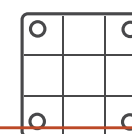
One-handed easy access to gear

KWIK-CLIP DESIGN

Provides on/off and
rotational adjustment in field

HEAVY-DUTY BASE SYSTEM

Mounts to tubular or square
bars from 5/8"-2" in diameter
or to flat, drillable surfaces



CAPACITY 15 LBS.

BEST USED FOR MEDIUM-DUTY

WORKS BEST ON



RATCHETING RHINO GRIP

- Heavy-duty reinforced grip arms with protective internal rubber over-molding
- Indexed ratcheting grip arm secures items from 1"-4" in diameter
- Kwik-Clip design allows base rotation and easy removal of grips from base if needed
- Universal version has 4-corner bolting system
- Can-Am® & Polaris Lock & Ride versions include appropriate anchor
- Includes hardware and mounting plates



STANDARD (PAIR) - KOL21540

POLARIS SPORTSMAN/RZR (PAIR) - KOL21541

POLARIS RANGER/GENERAL (PAIR) - KOL21542

CAN-AM LINQ SYSTEM (PAIR) - KOL21546

COMPATIBLE WITH
POLARIS
LOCK & RIDE



RHINO GRIP XLr

THE MOST POPULAR RHINO GRIP... REDESIGNED

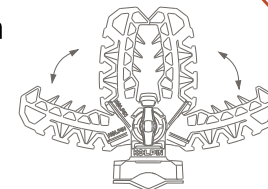
Kolpin's newest addition to the Rhino Grip family. We redesigned our most popular Rhino Grip XL line to have increased clamping functionality, stronger arms, stronger straps, and the ability to move the arms independently to grab all different sized gear.

DURABLE FLEXIBLE GRIPS

Over-molded heavy-duty nylon cushions and protects while providing custom fit

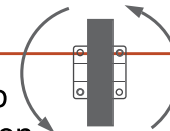
STRENGTH & ADJUSTABILITY

Independent Grip-Arm adjustment for securing both large & small items



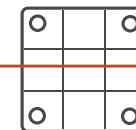
ROTATES 360°

Thumb-screw-actuated grip stabilizer allows 360° rotation



HEAVY-DUTY BASE SYSTEM

Mounts to flat surfaces or 3/4" - 2" round tubing



CAPACITY 15 LBS.

BEST USED FOR MEDIUM-DUTY

WORKS BEST ON



RHINO GRIP XLr

- Independent tool-free grip-arm adjustment for securing both large and small items such as:
 - Rifles / Shotguns / ARs / Soft Gun Cases / Bows
 - Garden & Farm Tools / Fishing Rods / Ice Augers
 - Hub Blinds / Shelters
- (2) Heavy-Duty retaining straps, hardware & mounting plates included
- Dual-loop straps for securing large and small items with different grip arm positions
- Can-Am & Polaris Lock & Ride versions include appropriate anchor



STANDARD (PAIR) - KOL21550

BAR MOUNT (PAIR) - KOL21556

POLARIS SPORTSMAN/RZR (PAIR) - KOL21552

POLARIS RANGER/GENERAL (PAIR) - KOL21554

CAN-AM LINQ SYSTEM (PAIR) - KOL21557

HEAVY-DUTY REPLACEMENT STRAPS (PAIR) - KOL21591

COMPATIBLE WITH
POLARIS
LOCK & RIDE



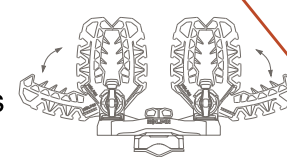
RHINO GRIP XL_R DOUBLES

OUR MOST POPULAR GRIPS... REDESIGNED TIMES TWO

2 independent grips that can be set at different widths and carry twice the gear. The time-tested strength of these grips and straps have been enhanced and redesigned to be the most versatile Rhino Grip Doubles we've ever built.

STRENGTH & ADJUSTABILITY

Independent Grip-Arm adjustment for securing both large & small items

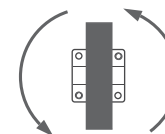


DURABLE FLEXIBLE GRIPS

Over-molded heavy-duty nylon cushions and protects while providing custom fit

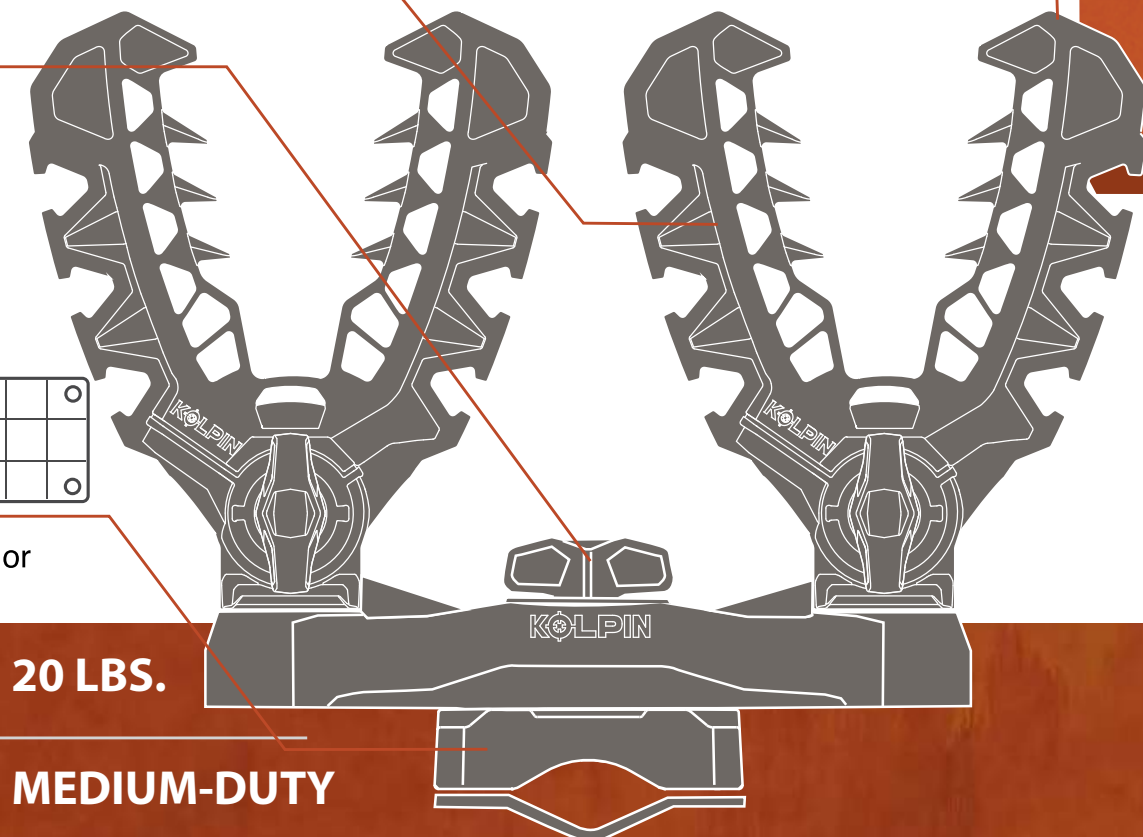
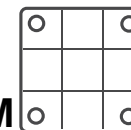
ROTATES 360°

Thumb-screw-actuated grip stabilizer allows base to rotate 360°



HEAVY-DUTY BASE SYSTEM

Mounts to flat surfaces or 3/4" - 2" round tubing



CAPACITY 20 LBS.

BEST USED FOR MEDIUM-DUTY

WORKS BEST ON



RHINO GRIP XL_R DOUBLES

- Independent tool-free grip-arm adjustment for securing both large and small items such as:
 - Rifles / Shotguns / ARs / Soft Gun Cases / Bows
 - Garden & Farm Tools / Fishing Rods / Ice Augers
 - Hub Blinds / Shelters
- (4) Heavy-Duty retaining straps, hardware & mounting plates included
- Dual-loop straps for securing large and small items with different grip arm positions
- Can-Am & Polaris Lock & Ride versions include appropriate anchor



STANDARD (PAIR) - KOL21551

POLARIS SPORTSMAN/RZR (PAIR) - KOL21553

POLARIS RANGER/GENERAL (PAIR) - KOL21555

CAN-AM LINQ SYSTEM (PAIR) - KOL21558

HEAVY-DUTY REPLACEMENT STRAPS (PAIR) - KOL21591

COMPATIBLE WITH
POLARIS
LOCK & RIDE



RHINO GRIP XL

THE MOST POPULAR GRIP WE'VE EVER PURPOSE-BUILT

XL Grips have been everywhere.

They've carried medium-weight tools, guns, bows, shovels, rods, axes and countless other items to every corner of land and sea.

Where will they securely transport your gear?

FLEXIBLE GRIPS

Rubber over-molded heavy-duty nylon

TILTING DESIGN

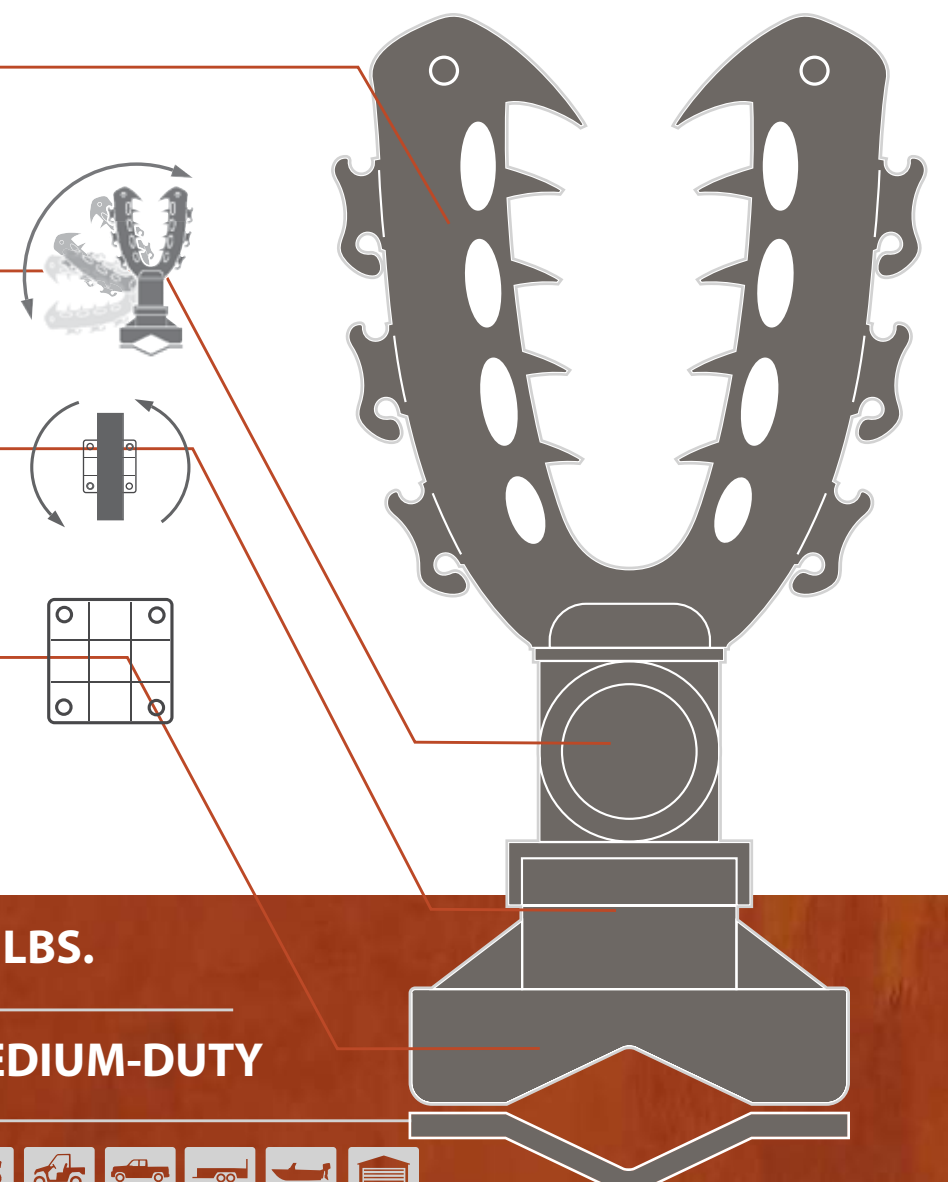
Tilts 160° in 40° increments

ROTATES

Base rotates 360°

HEAVY-DUTY BASE SYSTEM

Mounts to tubular or square bars from 5/8"-1-3/4" in diameter or to flat, drillable surfaces



CAPACITY 15 LBS.

BEST USED FOR MEDIUM-DUTY

WORKS BEST ON



RHINO GRIP XL

- Tool-free Kwik-clip design allows 360° rotation & easy removal of grips from base if needed
- Universal version has 4-corner bolting system
- (2) rubber straps, hardware and mounting plates included



STANDARD (PAIR) - KOL21510
HANDLEBAR MOUNT (PAIR) - KOL21530
UTV ROLL BAR MOUNT (PAIR) - KOL21535
REPLACEMENT STRAPS (PAIR) - KOL87010



RHINO GRIP XL DOUBLES

OUR MOST POPULAR GRIPS TIMES TWO

XL Doubles give you the time-tested strength of our most popular XL grips, with twice the gear capacity. 20 lbs. of combined gear weight can be spread out, while only using 1 mounting plate.

The possibilities of medium-weight gear transport combinations are endless.

FLEXIBLE GRIPS

Rubber over-molded heavy-duty nylon

TILTING DESIGN

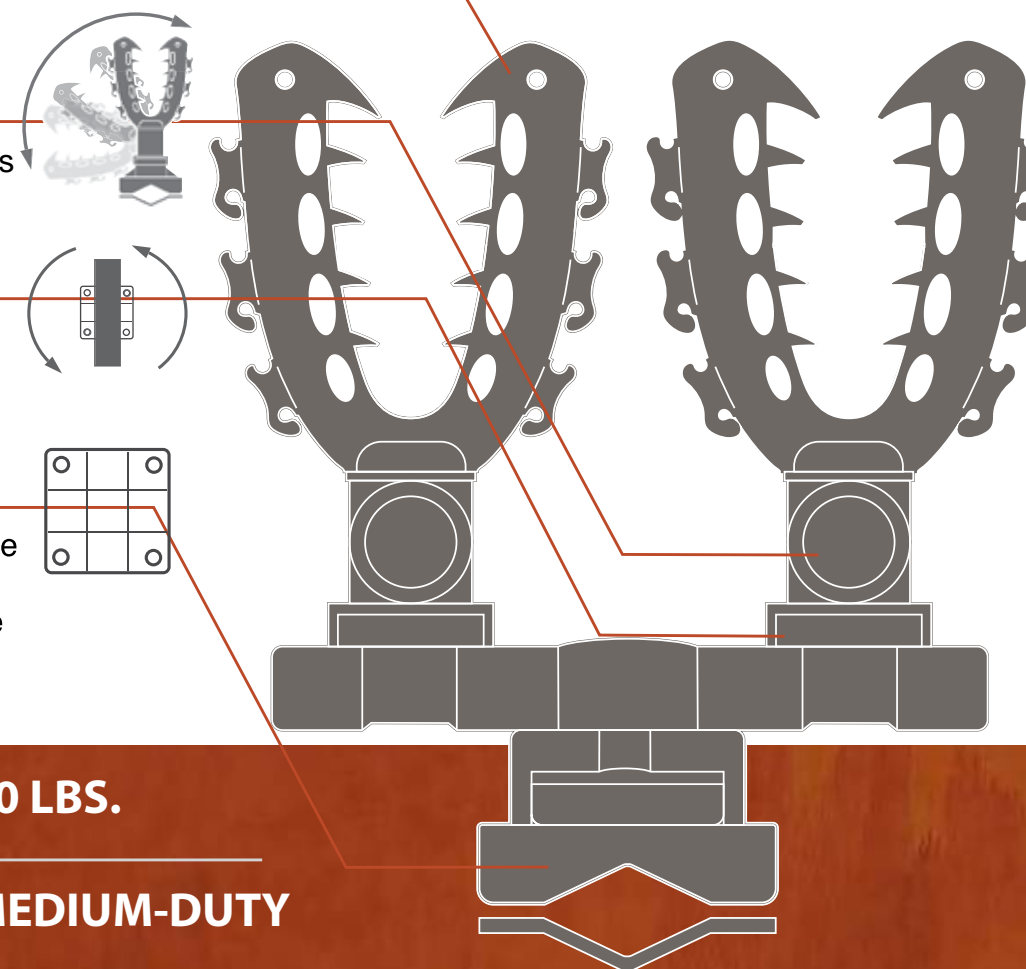
Tilts 160° in 40° increments

ROTATES

Base rotates 360°

HEAVY-DUTY BASE SYSTEM

Mounts to tubular or square bars from 5/8"-2" in diameter or to flat, drillable surfaces



CAPACITY 20 LBS.

BEST USED FOR MEDIUM-DUTY

WORKS BEST ON



RHINO GRIP XL DOUBLES

- Allows for secure transport of 2 items
- Tool-free Kwik-clip design allows 360° rotation & easy removal of grips from base if needed
- Universal version has 4-corner bolting system
- (4) rubber straps included
- Universal includes hardware and mounting plates



STANDARD (PAIR) - KOL21515

REPLACEMENT STRAPS (PAIR) - KOL87010



RHINO GRIP STANDARD

STRAP DOWN AND SECURE YOUR LIGHT-WEIGHT GEAR

Easily secure your light-weight gear to any vehicle, wall or flat surface.

RHINO GRIP STANDARD

- Rubber over-molded flexible nylon construction
- Offset configuration to maximize rack space
- Mounts to tubular or square bars from 5/8"-1-1/4" in diameter or to flat, drillable surfaces
- Single and Double versions have 4-corner bolting system
- Single version has 10 lbs. weight capacity and includes 2 rubber straps
- Double version has 15 lbs. weight capacity and includes 4 rubber straps
- Window Suction cup version has 5-10 lbs. weight capacity and includes 2 rubber straps
- All Rhino Grip are sold in pairs



KOL21500

- SINGLE (PAIR) - KOL21500
- DOUBLE (PAIR) - KOL21505
- WINDOW SUCTION CUP (PAIR) - KOL21520
- REPLACEMENT STRAPS (PAIR) - KOL87010
- REPLACEMENT SUCTION CUPS - KOL71506



KOL21505



KOL21520



RHINO GRIP FLEX

HOLD JUST ABOUT ANYTHING... ANYWHERE

Our smallest member of the Rhino Grip family. These Flex Grips will hold an assortment of items of all different sizes on your ATV, UTV, Trailer, on the Shop or Garage wall, etc.

Use your own selected hardware to mount these wherever you need, in the way that you want.

RHINO GRIP FLEX 1.5

- NEW and IMPROVED durability and stretch
- Adjustable rubber strap fits items up to 1-1/2" in diameter
- Protective non-slip over-molded rubber grip
- Built to carry gear such as: Garden Tools, Axes, Sledge Hammers, Rifles/Shotguns, Cords/Hoses, Fishing Poles
- Durable, reinforced mounting base
- Mounts to flat surfaces or round tubes using bolts or hose clamps
- Compatible with 1/4" or 6mm diameter hardware or 1/2" hose clamps (Not included)
- 15 lbs. weight capacity
- All Rhino Grip Flex are sold in pairs

KOL21570 (PAIR)

BUILT TO CARRY GEAR SUCH AS :



GARDEN TOOLS



AXES



SLEDGE HAMMERS



RIFLES/SHOTGUNS



CORDS/HOSES



FISHING POLES



RHINO GRIP FLEX 3.0

- NEW and IMPROVED durability and stretch
- Adjustable rubber strap fits items up to 3-1/4" in diameter
- Protective non-slip over-molded rubber grip
- Built to carry gear such as: Fire Extinguishers (up to 3-1/4" Diameter), Bluetooth® Speakers, Water Jugs, Rifles/Shotguns, Garden Tools, Cords/Hoses
- Durable, reinforced mounting base
- Mounts to flat surfaces or round tubes using bolts or hose clamps
- Compatible with 1/4" or 6mm diameter hardware or 1/2" hose clamps (Not included)
- 15 lbs. weight capacity
- All Rhino Grip Flex are sold in pairs

KOL21571 (PAIR)

BUILT TO CARRY GEAR SUCH AS :



FIRE EXTINGUISHERS (UP TO 3.25" DIA)



BLUETOOTH® SPEAKERS



WATER JUGS



RIFLES/SHOTGUNS



GARDEN TOOLS



CORDS/HOSES



KOLPIN STRONGHOLD | GUN BOOTS

Firearms transport for the new generation of adventurers.

Kolpin Stronghold Gun Boots = Quick, easy and secure attachment of your firearm to your vehicle. Selects your mount, select your Boot, Slide and Click the Boot into the Auto-Latch mount. Adventure Confidently.



KOLPIN STRONGHOLD GUN BOOTS












FIREARM
TRANSPORT
SYSTEM



MOUNT YOUR FIREARM AND GO

The KOLPIN STRONGHOLD system is the result of an evolution over our 80-year history. The leather gun scabbard of the 1940s evolved into our famous hard-sided Gun Boot in the 1970s, and now has evolved into our KOLPIN STRONGHOLD system.

The newest and most versatile way to securely transport your rifles and shotguns...

MOUNT	WORKS BEST ON	AUTO-LATCH MOUNT	STEEL BRACKET	FITMENT	POLARIS FITMENT
AUTO-LATCH MOUNT					
 KOL30816		✓		<ul style="list-style-type: none">KOL53450 UTV Overbed Storage RackKOL53460 Hitch Cargo CarrierFlat SurfacesDIY Brackets	
UNIVERSAL BRACKET & AUTO-LATCH MOUNT					
 KOL20710		✓	✓	<ul style="list-style-type: none">ATV Tube RacksUTV Bed railsFlat Drillable Surfaces	Lock & Ride compatible with either (2) ATV KOL98500 anchors or (2) UTV KOL98510 anchors (sold separately)
UTV BRACKET & AUTO-LATCH MOUNT					
 KOL30810		✓	✓	<ul style="list-style-type: none">Most UTV Bed railsRoll CagesFlat Drillable Surfaces	UTV Lock & Ride version available (KOL30815)
POLARIS RANGER/GENERAL BRACKET & AUTO-LATCH MOUNT					
 KOL30815		✓	✓	<ul style="list-style-type: none">Polaris Ranger & General Lock & Ride bed rails with (2) included anchors	Polaris Ranger & General Lock & Ride bed rails with (2) included anchors 
DOUBLE UTV BED RAIL BRACKET & (2) AUTO-LATCH MOUNTS					
 KOL20000		✓ (2)	✓ (2)	<ul style="list-style-type: none">UTV Bed rails from 41" - 55.5" wide	Ranger & General Lock & Ride compatible; requires KOL53504 Kit (sold separately)

GUN BOOTS

KOLPIN STRONGHOLD GUN BOOT XL

- Includes zippered, padded protected liner
- Zippered/Magnetic Closure
- Largest and most protective padded interior
- Lockable



Inside Protective Padded Liner Stitching

KOLPIN STRONGHOLD GUN BOOT L

- Compact lower profile case
- Padded interior liner





GUN BOOT XL

KOLPIN STRONGHOLD GUN BOOT XL

- Our largest and most protective interior of all Kolpin Gun Boot cases
- Includes zippered, padded protected liner
- Zippered/Magnetic Closure
- Lockable

KOL20705

ENTRY


- Single-handed attached lid opening for quick access
- Integrated Rubber Closure Strap

LOCKABLE

- To Kolpin Stronghold Auto-Latch mounts
- Lockable access door
- TSA Approved case


MOUNTS

Compatible with Kolpin Stronghold Auto-Latch mounts



LINER

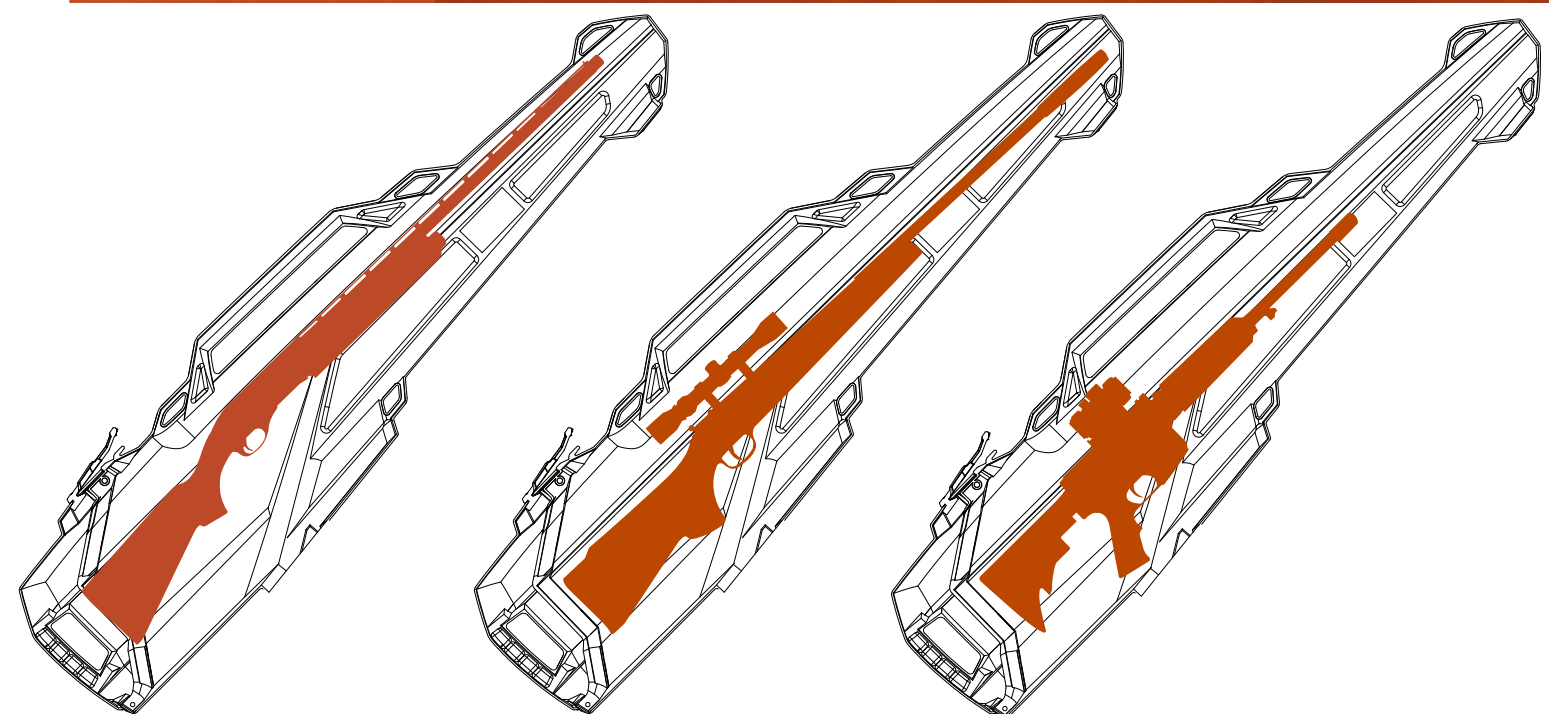
- Premium zippered protective liner



Inside Protective Padded Liner Stitching

CAPACITY 52" L x 3-³/₄" W x 10-¹/₂" H

BEST USED FOR SCOPED RIFLES, SHOTGUNS & MSRs





GUN BOOT L

KOLPIN STRONGHOLD GUN BOOT L

- Compact, low profile case design
- Includes padded protective foam liner
- Secure rifles and shotguns up to 52" in length
- Single-handed entry utilizing attached lid & integrated rubber closure strap
- Also compatible with Boottector & Loop Brackets (see pg. 38)

GUN BOOT L - KOL20740

GUN BOOT L & MOUNT COMBO - KOL20743

- Includes mount KOL20710

ENTRY


- Single-handed attached lid opening for quick access
- Integrated Rubber Closure Strap

ERGONOMIC

- Integrated carrying handle
- Integrated feet

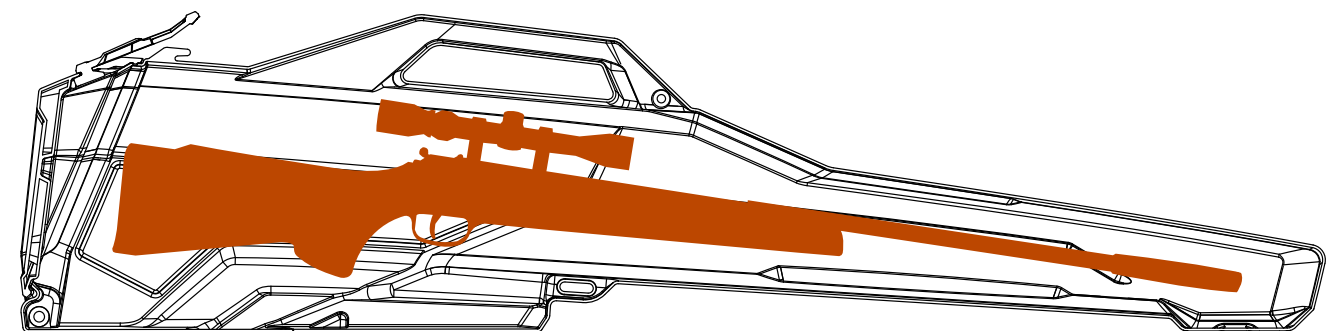
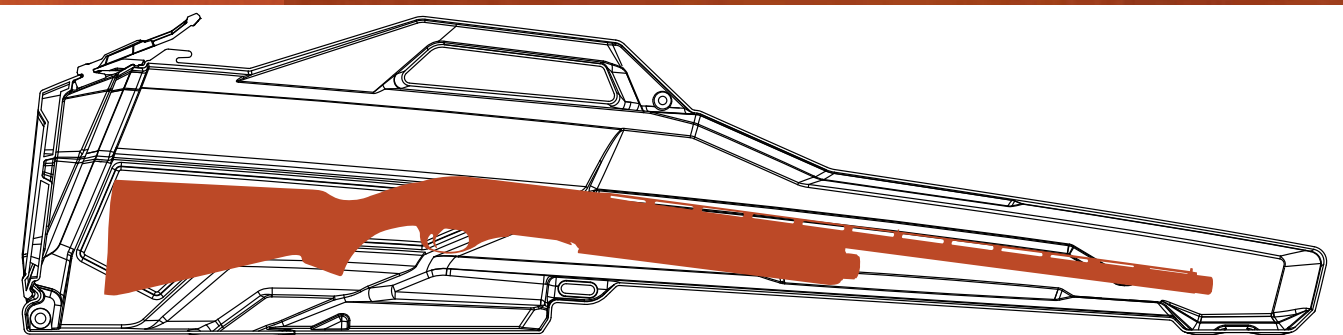
MOUNTS

- Compatible with Kolpin Stronghold Auto-Latch mounts
- Compatible with Boottector & Loop Brackets



CAPACITY 52" L x 4-3/4" W x 9-1/4" H

BEST USED FOR SCOPED RIFLES & SHOTGUNS



KOLPIN STRONGHOLD UTV BRACKET & AUTO-LATCH MOUNT

- Auto-latching design provides quick secure attachment for all Kolpin Stronghold products to your UTV
- Engineered steel bracket for precision angling & attachment to vehicles
- Compatible with Polaris composite UTV bed-rails with (2) Polaris Lock & Ride Compatible anchors (KOL98510) sold separately



STANDARD - KOL30810
RANGER/GENERAL - KOL30815



KOLPIN STRONGHOLD UNIVERSAL AUTO-LATCH MOUNT & BRACKET

- Auto-latching design provides quick secure attachment for all Kolpin Stronghold products
- Engineered steel bracket for precision angling and attachment to vehicles
- Spring loaded latch with stainless steel spring
- Durable glass-reinforced nylon auto-latch construction
- Universally fits most ATV tubular racks and UTV beds or to any flat surface
- Includes u-bolts and universal mounting hardware. Included Mounting Hardware: (8) Nylon Lock Nuts, M6-1.0, (8) Flat Washer, M6, (4) U-Bolt, M6-1.0 x 25mm ID x 45mm, (4) Flange Hex Bolt, M6-1.0 x 35mm LG, (1) Mounting Bracket
- Compatible with Polaris composite ATV racks and UTV bed-rails with (2) Polaris Lock & Ride Compatible Anchors (KOL98500/ 98510) sold separately



KOL20710

KOLPIN STRONGHOLD AUTO-LATCH BRACKET

- Auto-latching design provides quick secure attachment for all Kolpin Stronghold products
- Spring loaded latch with stainless steel spring
- Durable glass-reinforced nylon auto-latch construction
- Includes M6 & M10 hardware for side and bottom mounting



KOL30816

KOLPIN STRONGHOLD UTV DOUBLE BED RAIL MOUNT

- Provides quick & secure attachment for (2) Kolpin Stronghold Boots
- Telescoping steel bar mount installs in/on UTV beds from width 41" to 55-1/2"
- Includes (2) adjustable Kolpin Stronghold Auto-Latch mounts
- Precision horizontal & pivoting adjustment to optimize boot installation
- Mountable to Polaris Ranger/General with additional mounting kit KOL53503 or (4)KOL98510 anchors
- Mountable to Can-Am Defender/ Commander with additional mounting kit KOL53503 or (4)KOL98515 mounts



UTV - KOL20000

THE GUN. THE BOOT. THE LEGEND.

Evolved from the Kolpin 007, originally built in the early 1970s, the Classic Gun Boot family has established a following as extensive and storied as the thousands of adventures they've been carried on to every corner of the globe.

We additionally have a full assortment of brackets to mount the Boots to your type of vehicle.



GUN BOOT 6.0 - IMPACT

- Fits firearms up to 51" in total length
- Extra room for pistol grips & small bi-pods
- Hatchback easy access and locking capability
- Ergonomically designed handle & molded attachment points for a sling
- Compatible with mounts KOL20005, KOL20006 & KOL20029 (sold separately)
- Includes a removable padded protective liner that provides superior interior protection
- Dimensions: 51" L x 4-1/2" W" x 9" H



KOL20025

GUN BOOT IV

- The most popular gun case for almost 50 years
- Provides ample room for 50mm scopes, rifles with slings or shotguns up to 51" in length
- Includes a removable padded protective liner that provides superior interior protection
- Ergonomically designed handle & molded attachment points for a sling
- Designed to accommodate left & right hand bolt action rifles & shotguns
- Compatible with mounts KOL20035, KOL20350, KOL20351, KOL20032, KOL20033, KOL20200 & KOL20029 (sold separately)



KOL20051

GUN BOOT 4.3 WITH BRACKET

- Provides ample room for 50mm scopes, rifles with slings or shotguns up to 51" in length
- Includes both a Gun Boot with protective liner and mounting bracket
- Designed to accommodate left and right hand bolt action rifles and shotguns
- Ergonomically designed handle and molded attachment points for a sling
- Mounting hardware included for most installations



KOL20053

BOOTTECTOR BRACKET

- Interfaces with: Gun Boot L and Saw Boot
- Includes Mounting Hardware
- 20035 includes U-bolt mounting hardware for ATVs with tubular racks



KOL20035
POLARIS SPORTSMAN - KOL20350
POLARIS RANGER - KOL20351

GUN BOOT LOOP BRACKET

- Interfaces with: Gun Boot L and Saw Boot
- Includes Mounting Hardware
- 20032 includes U-bolt mounting hardware for ATVs with tubular racks



KOL20032
POLARIS SPORTSMAN - 20033

GUN BOOT / SAW BOOT BRACKET

- Interfaces with: Gun Boot L and Saw Boot
- Fits ATV tubular racks or UTV frames up to 2"
- Includes Mounting Hardware



KOL20200

IN-BED DOUBLE GUN BOOT 6.0 MOUNT


- Mounts (2) Gun Boot 6.0 cases in UTV bed
- Bed width dimensions must be between 47-1/2" - 55"
- Includes Mounting Hardware



KOL20005

POLARIS FULL-SIZE RANGER IN-BED SINGLE GUN BOOT MOUNT

- Mounts (1) Gun Boot 6.0 case in bed
- Compatible with 2005-Current Polaris Full Sized Rangers with (2) included 98510 anchors



KOL20006

GUN BOOT ONE-PIECE BRACKET

- Mounts to tubular ATV racks to transport Gun Boot 4 and 6.0 cases
- Perfect fit for intermediate & smaller ATVs
- Includes Mounting Hardware



KOL20029



UTV VERTICAL IN-CAB GUN RACK

- Vertical In-cab gun rack mounts to UTV floor
- Standard mount fits flat UTV floors, other specific adapter plates may be required
- Fully adjustable angling up to 45°
- Adjustable height from 27-½" - 35-½"
- Base Dimensions: 5-¼" W x 6" L front to back

UTV GUN RACK - KOL20073

REPLACEMENT STRAPS (PAIR) - KOL70732


- 8-¼" long

ADAPTER MOUNTS

CENTER TRANSMISSION HUMP RISER MOUNT - KOL20074

RANGER MID-SIZE MOUNT - KOL20077

- Fits the following models:
2010-2014 Ranger 400
2010-2017 Ranger EV
2011-2017 Ranger 500 / Crew
2014-2017 Ranger 570 / Crew



UTV DOUBLE GUN SOFT CASE

- Fits (2) scoped-rifles or shotguns up to 52" in length
- Water/dust-resistant ballistic fabrics & zippers
- Thick padded construction
- (2) large exterior gear storage pockets
- (6) quick-release buckle mounting straps for universal fitment to UTV roll cages
- Exterior Dimensions: 52" x 10-½" x 6"



UTV GUN CARRIERS


EASY ACCESS. NEVER TOO FAR AWAY.

Whether vertically mounted between driver and passenger, overhead or to the roll cage, we have a solution to securely transport 2 rifles or shotguns on your UTV.

BLACK - KOL20830

PURSUIT CAMO - KOL20831





UTV OVERHEAD IN-CAB GUN RACK

- Adjustable length 20-1/2"-28-1/2" to fit many UTV models (inside of UTV frame)
- Designed to hold 2 Firearms
- Rubber coated ends protect the frame
- Foam padding protects your firearms and provides secure fit
- No tools required for assembly, easy on / easy off



KOL20078 (PAIR)

UTV OVERHEAD IN-CAB GUN & BOW RACK

- In-cab overhead rack secures and protects (2) guns or (1) bow
- Adjustable firearm grips can be positioned to optimize firearm location and orientation
- Rubber strap provides quick, adjustable and silent access to firearms or bow
- Scratch-resistant, foam-lined grips with rubber straps provide secure protection for exposed firearms encased in soft-sided cases or compound bows.
- Ultra-strong steel telescoping tubes adjust from 17-1/2"-33-1/2"
- Installs in minutes without vehicle modification
- Fits UTVs with 1-1/2"-2" round cages as well as profile tube (Polaris/Can-Am)



KOL20079 (PAIR)



SAW TRANSPORT

TRANSPORT YOUR CHAINSAW SECURELY AND SAFELY ON ANY ATV, UTV OR TRAILER

Whether in a Saw Press or Saw Boot, traverse rough terrain with your chainsaw attached to your vehicle.

UTV/TRAILER CHAINSAW MOUNT

- Heavy-duty, black powder-coated metal bracket is designed to transport your chainsaw safely and securely
- Rubber pads provide cushion & tight fit
- Hinged design for quick removal
- Able to hold chainsaw or round handled tools in vertical direction or at a 45° angle
- Accommodates any brand chainsaw with up to a 22" bar
- Fits UTV beds & roll bars and trailers
- Roll bar and bed mounting hardware included



UNIVERSAL - KOL20048

POLARIS RANGER/GENERAL CHAINSAW MOUNT

- Heavy-duty, black powder-coated metal bracket is designed to transport your chainsaw safely and securely
- Rubber pads provide cushion & tight fit
- Hinged design for quick removal
- Able to hold chainsaw or round handled tools in vertical direction or at a 45° angle
- Accommodates any brand chainsaw with up to a 22" bar
- Fits Polaris Ranger/General UTV beds with included Polaris Lock & Ride compatible anchors



COMPATIBLE WITH
POLARIS
LOCK & RIDE



POLARIS RANGER/GENERAL KOL20049



ATV CHAINSAW MOUNT

- Heavy-duty, black powder-coated metal bracket is designed to transport your chainsaw safely and securely
- Rubber pads provide cushion & tight fit
- Hinged design for quick removal
- Holds saw in vertical position or 45° in either direction
- Accommodates any brand chainsaw
- Fits round handled tools
- Fits most ATVs with tubular rack and trailers
- NEW and IMPROVED fitment to fit Can-Am Outlander and Polaris Sportsman



KOL20044

CHAINSAW BOOT

- Secure & protect your chainsaw when traversing over rough terrain
- Fits up to a 20" bar
- Fits in standard Kolpin Gun Boot brackets - Simply remove your Gun Boot case & install your Saw Boot
- Chainsaw can be quickly secured/removed with included bungee tie-down
- Included heat shielding allows for carrying a hot saw
- Fits most ATVs with tubular racks, UTV beds and trailers - See mounting solutions for details page 38.



KOL20600

Chainsaw not included

KEEP YOUR GEAR ORGANIZED AND SECURE

However light or heavy, big or small, when you hit the trails, we have a bag, box or rack to store and transport your gear.

UTV ALUMINUM BED BOX

- UTV bed box constructed of 15-gauge diamond plate aluminum
 - Lockable stainless steel latches accessible from both driver & passenger sides
 - Dimensions: 11" (H) x 12" (W) x 60" (L)
 - 90° gas-shock assisted (2); Fully open when positioned at the front of bed w/out interfering with cab
 - Gasketed/Weatherproof Lid with reinforced sub-frame and full length piano hinge for increased rigidity
 - Integrated mounting holes inside; compatible with Flex 1.5 and Flex 3.0 Grips
 - Fitment with designated mounting kit:
 - Can-Am Defender
 - Kawasaki Mule Pro FX/FXT
 - Polaris Ranger Full-Size (2005 & Up)
 - Yamaha Viking
- Mounting Kits Sold Separately



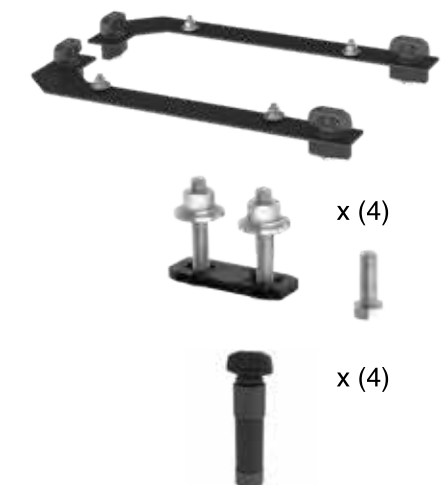
KOL53470 METAL BOX

BED BOX MOUNTING KITS

CAN-AM DEFENDER LINQ MOUNTING KIT KOL53501

KAWASAKI/YAMAHA TUBE MOUNTING KIT KOL53502

POLARIS RANGER/GENERAL LOCK & RIDE MOUNTING KIT KOL53504





UTV OVERBED STORAGE RACK

- Heavy-duty bed rack for gear storage
- 7" elevation above bed rail to maximize storage
- 150 lb. weight capacity for off-road vehicles
- Adjustable from 39-7/10" - 56-3/10" (inside bed widths)
- Fully welded steel basket: 46-2/5" x 20" x 4-1/5"
- Integrated mounting pattern compatible with Kolpin Rhino Grips (XL, XLR, Pro, Flex) and Kolpin Stronghold Mount (30816)
- Integrated tie-down and chainsaw bar slots
- Integrated bottle opener
- Quick 5-minute assembly with pre-drilled holes
- Model specific mounting hardware sold separately (see below)
- See kolpin.com for complete fitment list



KOL53450

MAKE	MODEL	YEAR	MOUNTING KIT
CAN-AM	Commander	2021+	KOL53503
CAN-AM	Defender		KOL53503
HONDA	Pioneer 500		KOL53502
JOHN DEERE	XUV		KOL53502
KAWASAKI	Mule Pro FX/FXT		KOL53502
KAWASAKI	Mule Pro MX/SX		KOL53502
KAWASAKI	Mule 4000/4010	2021+	KOL53502
KAWASAKI	Teryx 2 Pass	2014+	KOL53502
POLARIS	General		KOL53504
POLARIS	Ranger - All	2005+	KOL53504
YAMAHA	Viking		KOL53502



2" RECEIVER HITCH CARGO CARRIER

- Heavy-duty receiver rack for gear storage
- 8" lift for off-road clearance
- Fully welded steel basket: 46-2/5" x 20" x 4-1/5"
- Integrated laser-cut hole patterns compatible with Kolpin Rhino Grips (XL, XLR, Pro, Flex) and Stronghold 30816 Gun Boot mount
- 150 lb off-road / 300 lb on-road weight capacity
- Quick 5-minute assembly with pre-drilled holes
- K0L85625 2" Hitch Stabilizer included for added stability

KOL53460



UTV BED RAIL STORAGE BOX

- Provides 7 Gallon / 26 Liter of storage space
- Outside Dimensions: 22" L x 12-1/4" W x 12-1/2" H
- Internal Dimensions: 19" L x 8" W x 10" H
- Includes (2) UTV 98510 anchors for compatibility with Polaris UTV bed rails using Lock & Ride
- Easy installation

KOL4413

UTV BENCH CENTER CONSOLE

- Easily access necessary gear
- Features a weather resistant storage compartment with lid & two cup holders
- Heavy-duty, black roto-molded, and uv-stabilized LLDPE (linear low-density polyethylene) construction
- Overall Dimensions: 21" L x 10" W x 8" H

KOL4470



ATV MATRIX SEAT BAG

- Durable 600D nylon construction with Hydro Shield and UV coating
- 3-piece bag design including center cooler
- 15 Gallon / 57 Liter of accessible storage
- Reinforced buckles to allow for easy on/off of most ATV racks
- Overall Dimensions: 32" L x 22" W x 11" H
- Side Pod Dimensions: 16" L x 6" W x 8" H



BLACK - KOL91155
PURSUIT CAMO - KOL91150

ATV GEAR & COOLER SEAT BAG

- Heavy-duty water-resistant Hydro shield & UV coated ballistic fabric, w/ padded construction
- 5 Gallon / 20 Liter cooler with (2) 4.7 Gallon / 18 Liter side compartments
- Padded seat converts to storage basket
- (2) front mesh pockets & storage cords
- (7) buckled straps for fitment to most ATV racks
- Overall Dimensions: 34" L x 18" W x 11" H



BLACK - KOL91156
PURSUIT CAMO - KOL91157

GUARDIAN ATV/UTV STORAGE BOX - 40 L

- 10-1/2 Gallon / 40 Liter zipper-less design with water-resistant ballistic fabrics with UV coating
- Integrated dust & water seal
- 3-pocket lid organizer
- (6) metal D-ring tie-downs on perimeter
- (6) quick-release buckle mounting straps for universal fitment to most ATVs and UTVs
- Overall Dimensions: 27-1/2" L x 11" W x 8-1/2" H



KOL91163

GUARDIAN ATV/UTV STORAGE BOX - 80 L

- 21 Gallon / 80 Liter zipper-less design with water-resistant ballistic fabrics with UV coating
- Integrated dust & water seal
- Zippered exterior pocket
- 3-pocket lid organizer
- (6) metal D-ring tie-downs on perimeter
- (6) quick-release buckle mounting straps for universal fitment to most ATVs and UTVs
- Overall Dimensions: 33" L x 14" W x 12" H



KOL91162

ATV TRUNK & LOUNGER

- Massive 31 Gallon / 117 Liter storage capacity
- Seamless hinge and gutter lid design closes with heavy-duty rubber latches to keep interior dry and dust free
- Easy to attach / remove from vehicle via U-bolt kit (included) or tie downs (not included)
- Recessed utility tray with integrated tie downs
- Durable roto-molded construction with integrated pad lock holes
- Removable no-slip seat pads
- Overall Dimensions: 40-3/4" L x 28" W x 17" H



KOL4457

CAN-AM OUTLANDER
MOUNTING KIT -
KOL93165


POLARIS SPORTSMAN
MOUNTING KIT -
KOL93160



Rhino Grip Flex
(sold separately)

ATV REAR HELMET BOX

- Mounts to most tubular racks using (4) U-bolts and sealing washers (included)
- KOL93165 and KOL93160 Mounting Kits do not work for this box
- Opens in the rear with access to arm cavities
- 26 Gallon / 99 Liter of weather-resistant storage
- Overall Dimensions: 36-3/4" L x 28" W x 17" H



KOL4438



ATV FRONT RACK STORAGE BOX

- Contoured design for maximum visibility
- Double-walled lid construction
- Heavy-duty keyed lockable center latch
- Overall Dimensions:
30-1/4" L x 13-1/2" W x 9" H

KOL93101

POLARIS MOUNTING KIT - KOL93103

- Required for 2005-current Polaris ATVs with Lock & Ride
- Mount kit includes (2) mounting brackets & (4) KOL98500 Lock & Ride anchors



COMPATIBLE WITH
POLARIS
LOCK & RIDE

ATV REAR RACK STORAGE BOX

- Lockable box
- Double-walled lid construction
- Overall Dimensions:
37" L x 17-1/2" W x 13-1/2" H

KOL93201

POLARIS MOUNTING KIT - KOL93203

- Required for 2005-current Polaris ATVs with Lock & Ride
- Mount kit includes (2) brackets & (2) KOL98500 ATV Anchors, (1) Kwik-Cinch Strap



COMPATIBLE WITH
POLARIS
LOCK & RIDE

ACCESSORY RACK - KOL93202

ATV REAR RACK OUTFITTER BOX

- Double-walled lid construction
- Rubber sealing gasket to keep out dust/water
- Kwik-Cinch straps for quick on/off attachment
- Metal Accessory Rack for extra capacity
- Fits most ATV tubular & composite racks
- Overall Dimensions:
42-1/2" L x 21-1/2" W x 16-3/4" H
- Front to back base footprint - 13" in the center between the rear of the seat to the rear of the rack, 19" on the outside edges

KOL93450



COMPATIBLE WITH
POLARIS
LOCK & RIDE

ATV RACKS

FOR THOSE INTO HEAVY METAL...

ATVs are one of the most versatile vehicles out there, used everywhere from the farm to the job-site to the oil fields. When you need to add a little space to your machine, or add the durable strength of metal to your storage area, we have a line-up of solutions to transport and protect your gear.



ATV CONVERTIBLE REAR DROP BASKET RACK

- Basket can be used with rear rack extension in dropped or raised position or separately for contained storage on your ATVs front rack
 - Constructed of 1-1/2" diameter tubing
 - 1-1/4" space before drop allows fitment to machines with vertical rear rack loops
 - Basket dimensions: 38" L x 13" W x 7-1/2" H
 - Dimensions: 40-1/2" L x 27-1/4" W x 10" H, 28 lbs.
- KOL53350**



ATV FLAT RACK

- 1-1/2" steel tubing for perimeter support
- Expanded metal mesh to contain small items
- Mounts to front or rear tubular rack of ATV
- Flat design increases rack space
- 1-1/4" space at 16" allows fitment to machines with vertical rack loops
- Dimensions: 40" L x 33" W x 6" H, 20 lbs.

KOL53400



ATV RACK GEAR BASKET

- Add extra front or rear ATV storage
- Space to carry up to (3) 5-gallon buckets
- Universal fit to any front or rear tubular rack
- Dimensions are 38" L x 13" W x 7-1/2" H, 16 lbs.

KOL53360



ATV REAR DROP BASKET WITH TAILGATE

- Includes fold down tailgate & cable supports, basket weight capacity up to 200 lbs.
- Inside box dims: 37-1/2" L x 12" W x 8" H
- 1-1/4" space 16" before drop allows fitment on machines with vertical rear rack loops
- Dimensions: 43" L x 31" W x 10" H, 51lbs.

KOL53300



DIRT WORKS

CATEGORY “0” AGRICULTURAL IMPLEMENTS

Kolpin category “0” implements put your ATV or UTV to work.

Whether prepping a food plot to attract the biggest of bucks, or cultivating your acreage to put veggies on the table, the Kolpin DirtWorks system has all the needed implements to plow, rake, scrape and more.

PUT
FOOD
ON THE
TABLE

DIRTWORKS




BUILD YOUR SYSTEM

The DirtWorks system is built to be easy.

Find the hitch that works with your machine.

Attach the 3-Point Hitch with appropriate Accessory bar.

Attach the implement you need.



BUILD YOUR DIRTWORKS SYSTEM

A 3-POINT HITCH SYSTEM
KOLWHS03HD

B OPTIMIZE PERFORMANCE
SEE PAGE 68-73 FOR HITCHES
AND FRAME SUPPORTS

C ACCESSORY TOOL BAR
48" WIDTH - KOLATB48
60" WIDTH - KOLATB60

D REAR BLADE
48" WIDTH - KOLFRB48
60" WIDTH - KOLFRB60

E LANDSCAPE RAKE
60" WIDTH - KOLLSR60

F DISC PLOW
KOLDP82

G CHISEL PLOW/
SCARIFIER
KOL86100

H S-TINE
CULTIVATOR KIT
KOLCT036

CHOOSE YOUR IMPLEMENTS

3-POINT HITCH SYSTEM

- Category "0" Agricultural Implement System
- 20" integrated tool bar with $\frac{5}{8}$ " diameter pins
- Heavy-duty 1- $\frac{1}{2}$ " square-tubing frame
- Fits any 2" automotive style receiver hitch
- Convenient rocker switch can be mounted to your handle bars/dash
- 12v electric actuator lift system with 20 amp maximum draw
- 250 lbs. lift capacity at the tool bar
- 300 lbs. down pressure capacity
- 15" vertical lift at the tool bar
- Fully adjustable lift arms & top link
- Additional frame support kit may be required, please check out our suspension locks & frame support kits (page 68)
- Requires Accessory Tool Bar (sold separately)



KOLWHS03HD

ACCESSORY TOOL BARS

- Category "0", $\frac{5}{8}$ " hitch pins with 20" spacing
- Heavy-duty powder-coated steel construction
- Allows quick change from one implement to another
- Required to attach any DirtWorks Implements to the 3-Point Hitch System



48" WIDTH - KOLATB48

- For use on ATVs or UTVs

60" WIDTH - KOLATB60

- For use on UTVs

60” LANDSCAPE RAKE


- Clear trails, groom horse corrals, rake the beach or maintain your gravel driveway
- 5-position angling for customized results
- 21 individual 1-5/16” hardened landscape rake tines
- Requires either the 48” or 60” Accessory Tool Bar & 3-Point Hitch System (sold separately)
- 60” total width



KOLLSR60

DISC PLOW KIT

- Our best selling DirtWorks implement
- Two individual gangs of (4) discs easily attach to the DirtWorks Accessory Tool Bar
- Five adjustable cutting angles accommodate different soil types & conditions
- Live axle & sealed ball bearing design
- Requires the 48” or 60” Accessory Tool Bar & 3-Point Hitch System (sold separately)
- 54” total width, Disc diameter: 14”
- Helpful Hint: We recommend the use of a separate Accessory Tool Bar for mounting convenience of the disc plow set if you are utilizing other DirtWorks implements



KOLDP82

S-TINE CULTIVATOR KIT

- Cultivator tines break up compacted ground providing deeper penetration & more aeration when preparing your soil
- (6) 1-1/2” Agricultural grade Danish “S” tines feature reversible sweeps
- Requires the 48” or 60” Accessory Tool Bar & 3-Point Hitch System (sold separately)
- Helpful Hint: We recommend the use of a separate Accessory Tool Bar for mounting convenience of the cultivator set if you are utilizing other DirtWorks implements



KOLCT036

CHISEL PLOW/SCARIFIER KIT

- 2-in-1 – Blade Scarifier OR Chisel Plow
- (6) 1/2” heavy-duty, hardened steel plow teeth to loosen hard packed surfaces such as driveways
- Adjustable blade height for various ground types & extra clearance during transportation
- Requires the 48” or 60” Accessory Tool Bar & 3-Point Hitch System (sold separately)
- Helpful Hint: We recommend the use of an additional tool bar for mounting convenience of the Chisel Plow Scarifier when utilizing other DirtWorks implements



KOL86100

REAR PLOW BLADES

- 5-position angling
- 13” blade height
- Replaceable/Reversible wear bars available
- Requires the 48” or 60” Accessory Tool Bar & 3-Point Hitch System (sold separately)
- Easy one pin mounting



KOLFRB48 - 48”
KOLFRB60 - 60”

KOL12-0130 - 48” WEAR BAR




RECEIVER HITCH ACCESSORIES

EXTRA STRENGTH AND CAPACITY TO CARRY AND PULL A LOAD

Our new lineup of Hitch Accessories is built to lend a hand when the job demands it.

2" RECEIVER HITCH CARGO CARRIER

- Heavy-duty receiver rack for gear storage
- 8" lift for off-road clearance
- Fully welded steel basket: 46-²/₅" x 20" x 4-¹/₅"
- Integrated laser-cut hole patterns compatible with Kolpin Rhino Grips (XL, XLR, Pro, Flex) and Stronghold 30816 Gun Boot mount
- 150 lb off-road / 300 lb on-road weight capacity
- Quick 5-minute assembly with pre-drilled holes
- 85625 2" Hitch Stabilizer included for added stability



KOL53460

2" HITCH STABILIZER

- Can be added to any 2" hitch to stabilize hitch-mounted accessories
- Heavy-duty ⁵/₁₆" (8mm) thick steel support plate
- Oversized M12 hardware with lock washers & lock nuts for added security
- Quick and simple bolt-on installation



KOL85625

2" RECEIVER SHACKLE

- Heavy-Duty forged steel construction for vehicle tow and recovery
- 9,500 lb working load limit (4-³/₄ tons)
- Shackle installs horizontally or vertically
- For off-road use only
- Hitch pin included



KOL85680

ATV INDEPENDENT REAR SUSPENSION LOCKOUT

- Locks suspension out & mimics solid rear axle
- Improves workability of attachments
- Fits most ATVs with independent rear suspension
- Does NOT fit ATVs with curved A-Arms
- Recommended for ATV independent rear suspensions when using 3-Point Hitch System or any heavy load.



KOL85200

UTV 3-POINT HITCH SYSTEM FRAME SUPPORT BAR

- Add frame support and stability
- Transfers torque load from the hitch to your frame for long lasting durability
- Easy to make adjustments and take on/off
- Recommended for any UTV when using 3-Point hitch system for improved functionality of implements
- NOT compatible with 2018-2021 Ranger 1000



KOL90500

POLARIS RANGER XP 3-POINT HITCH SYSTEM FRAME SUPPORT BAR

- Add frame support and stability
- Transfers torque load from the hitch to your frame for long lasting durability
- Easy to make adjustments and take on/off
- Recommended for any UTV when using 3-Point hitch system for improved functionality of implements
- Fits all 2013 and newer Full-sized XP Rangers



KOL90506

ATV 2" IRS RECEIVER HITCH

- Fits most ATV models with Independent Rear Suspension
- Mounts directly to ATV frame
- Powder-coated steel construction
- For off-road use only



KOL85100

POLARIS SPORTSMAN XP 2" IRS RECEIVER HITCH

- Fits 2010-2023 Polaris® Sportsman 550 / 850 / 1000 and 2013-2023 Scrambler 850 / 1000 models
- Mounts directly to ATV frame
- Powder-coated steel construction
- For off-road use only



KOL85195

POLARIS RANGER 2" FRONT RECEIVER HITCH

- Fits 2018-2023 Polaris Ranger 1000 / XP 1000 models
- Mounts directly to vehicles front frame, access through bumper opening
- Powder-coated steel construction
- For off-road use only



KOL85705

POLARIS RZR XP 2" RECEIVER HITCH

- Fits RZR XP chassis with 12mm rear control arm upper and lower bolts, 2018-2021 RZR RS1, 2018-2023 RZR XP 1000, 2018-2021 RZR XP Turbo, 2018-2023 RZR XP 4 1000, 2018-2021 RZR XP 4 Turbo, 2024 RZR XP, 2024 RZR XP 4 1000
- For off-road use only



NEW

KOL85710

HONDA IRS ATV 2" RECEIVER HITCH

- Fits Independent Rear Suspension chassis
2009-2023 Rancher TRX420 IRS, 2015-2019 Foreman TRX500 IRS, 2015-2019 Rubicon TRX500 IRS, 2020-2023 Rubicon TRX520 IRS, 2003-2005 Rincon TRX650 IRS, 2006-2023 Rincon TRX680 IRS
- For off-road use only



NEW

KOL85130

3-WAY 1-1/4" MULTI-PURPOSE

- Heavy-duty draw-bar fits 1-¼" factory receiver hitch
- Designed to accept ¾" shaft trailer ball and ⅝" clevis
- For off-road use only



KOL85610

3-WAY 2" MULTI-PURPOSE

- Heavy-duty draw-bar fits 2" factory receiver hitch
- Designed to accept 3/4" shaft trailer ball and 5/8" clevis
- For off-road use only



KOL85620

 $\varepsilon \rightarrow$

70

3-WAY BOLT-ON MULTI-PURPOSE

- Fits most ATVs with factory tow ball hitch
- Designed to accept ¾" shaft trailer ball and 5/8" clevis
- Powder-coated steel construction
- For off-road use only



KOL85630

BOLT-ON RECEIVER HITCH

- Fits most ATVs with factory tow ball hitch
- Designed to accept ¾" shaft trailer ball and 5/8" clevis
- Powder-coated steel construction
- For off-road use only



KOL85640

ATV/UTV - 3-WAY 1-1/4" HITCH WITH 2" BALL AND HOOK

- Integrated 2" Ball Mount, reinforced tow loop & hole for clevis pin or 1-7/8" ball
- 3" Rise for optimal towing height
- C-Channel Design & Steel construction provides strength and durability



NEW

KOL85675

ATV/UTV - 3-WAY 2" RECEIVER HITCH WITH 2" BALL

- Integrated 2" Ball Mount, reinforced tow loop & hole for clevis pin or 2" ball.
- 3" Rise for optimal towing height
- C-Channel Design & Steel construction provides strength and durability
- For most ATVs/UTVs with 2" Hitch



NEW

KOL85665



HONDA 2" STRAIGHT-AXLE ATV 2" RECEIVER HITCH

- Fits Straight-Axle rear suspension chassis 2002-2004 Foreman TRX450 FE/FM, 2005-2019 Foreman TRX500, 2020-2023 Foreman TRX520, 2000-2006 Rancher TRX350 FE/FM/TE/TM, 2004-2007 Rancher TRX400, 2007-2023 Rancher TRX420, 2001-2014 Rubicon TRX500
- Heavy-Duty Powder-coated steel construction
- For off-road use only



KOL85135

KAWASAKI 2" STRAIGHT-AXLE SWINGARM HITCH RECEIVERS

- Fits non-independent rear suspension 2002-2013 Kawasaki 360 Prairie models, 2005-2013 Kawasaki 650 Brute Force models & 2002-2006 Kawasaki 650 / 700 Prairie models
- Also fits non-independent rear suspension 2004-2005 Suzuki 700 Twin Peak models



KOL85160

SUZUKI 2" STRAIGHT-AXLE SWINGARM HITCH RECEIVERS

- Fits non-independent rear suspension 2002-2007 Suzuki 400 Eiger models, 2008-2021 Suzuki 400 KingQuad models and 2002-2007 Suzuki 500 Vinson models
- For off-road use only



KOL85180
↕

LOCK-IT RITE - ATV/UTV TRAILER SYSTEM

- Heavy-duty construction safely secures and prevents movement of ATVs and UTVs on trailers
- Faster and stronger than straps alone
- Easy installation & removal
- Fits 2" ball hitches
- Adjustable height, lockable
- When not in use, simply remove the upright arm, leaving only the base plate attached to the floor of your trailer
- Hardware included to fasten to wood or steel trailer beds
- Dimensions:
 - Base Plate - 16" x 8.5"
 - Tube Length - 18.5"
 - Total Height from Trailer Deck - 20"
 - Coupler Total Length - 9.5"



KOL85230

LOCK-IT RITE - ATV/UTV TRUCK RECEIVER SYSTEM

- Strongly secures and prevents movement of ATVs to truck bed with 2" receiver hitch
- Ideal for ATVs & smaller UTVs that can fit in a truck bed
- Heavy-duty 2" square steel construction
- Incorporated trailer hitch - rated 2,000 lb towing weight and 250 lb tongue weight
- Universal fit to any pick-up truck with 2" receiver hitch
- 2" ball coupler is faster & stronger than tie-down straps
- Lockable to prevent theft - unlike tie-down straps
- Easy installation and removal



KOL85220

ATV & UTV MIRRORS

ADVENTURES IN MIRROR ARE CLOSER THAN THEY APPEAR

Our full lineup of UTV and ATV mirrors are easy to mount to your machine and allow you to safely take note of your surroundings.

UTV REARVIEW MIRROR

- Overhead mounting options for 1-1/2"-2" round tubes or flat drillable surfaces
- Easy to adjust double ball-joint pivot-arm
- Clamp design allows for mounting with roof installed
- Wide angle convex lens provides high visibility
- Durable, shatterproof, scratch resistant, safety-acrylic mirror lens



KOL98300

UTV REARVIEW MIRROR - ROUND TUBING

- Includes clamp and hardware to fit most UTVs with 1-5/8"-2" round tubing
- Ball-socket joint for unlimited viewing angles and easy, tool-less pivot adjustment
- Wide-angle convex lens provides wide viewing range and image stabilization
- Impact Resistant Safety Glass mirror lens with high-impact durable nylon housing
- Mirror dimensions: 10" L x 3-1/2" H



KOL98310

UTV SIDE MIRRORS

- Dual-view lenses for wide viewing range
- Rugged Fold-in and break-away design
- Included clamps fit 1-5/8"-2" round tubing and Polaris and Can-Am profile tubes
- Low-profile clamp compatible with most windshields and doors
- Impact Resistant Safety Glass mirror lens with high-impact durable nylon housing
- Includes Passenger and Driver-side mirrors and mounting hardware



KOL98315

UTV SIDE & REARVIEW MIRROR COMBO KIT

- Includes both KOL98310 and KOL98315 Mirrors
- Fits UTVs with 1-5/8" - 2" diameter tubes including Can-Am Profiles
- Impact Resistant Safety Glass mirror lens with high-impact durable nylon housing
- Rear mirror does not fit Polaris Profile tubing
- Side Mirror Dimensions: 5-1/2" L x 9" W
- Rear Mirror Dimensions: 10" L x 3-1/2" W



UNIVERSAL - KOL98312

ATV REARVIEW MIRRORS

- Fully adjustable 4" mirror
- Quick on/off
- Accommodates 5/8" - 1" diameter tubing



KOL97200

ATV HANDGUARDS WITH REARVIEW MIRROR

- Features round, 3" rearview mirror
- Mounts directly to most 7/8" ATV handlebars
- Does NOT fit Can-Am ATVs with handguards or Kawasaki Brute Force models with plastic handlebar fascia



KOL97300 (PAIR)



ACCESSORIES

MAKE YOUR RIDE MORE COMFORTABLE

No matter the temperature or the task, we have the durable accessories to outfit you and your ATV or UTV.

STEALTH EXHAUST SYSTEM 2.0 WITH HEAT SHIELD

- Used in conjunction with your stock exhaust system to reduce noise by up to 5-7 decibels with no loss in performance
- High flow/low restriction muffler uses baffled design - no packing to burn out
- Fits most four-stroke ATV/UTVs
- Included hardware adapters designed to fit OEM tailpipes 1-3/8" to 1-1/2" in diameter
- Honda & certain other flat or concave OEM mufflers may require an additional adapter (Item 53520 sold separately)
- DOES NOT fit larger UTVs (Ranger, Commander, Pioneer, etc.) and may reduce power if installed on these vehicles
- Dimensions: 12-1/4" long x 4-1/2" diameter



STEALTH SYSTEM - KOL53570

HONDA BOLT-ON ADAPTER - KOL53520

- Fits Honda TRX 250, 300, 350, 400, 450 & other flat or concave OEM mufflers

→ 8

ATV THROTTLE MASTER

- Eliminate fatigued or sore thumbs
- More precise throttle control
- Easy universal bolt-on design
- Unique design allows length adjustment



KOL98005

HANDY THROTTLE

- Converts thumb throttle to twist throttle without altering the mechanical function of the OEM throttle
- Eliminates thumb fatigue
- For use on ATVs, Watercraft & snowmobiles that have a standard 7/8" handle bar and a thumb throttle
- Fast, easy installation



KOL98020

ATV HEATED GRIPS

- Keep your hands warm and comfortable with soft heated grips
- Multiple settings for optimal temperature control
- Easy to install with fully assembled, plug-n-play electrical connectors to any standard ATV or snowmobile with 7/8" handlebar



KOL50-0360

ATV/UTV TIRE REPAIR KIT

- Everything you need to repair and inflate multiple ATV/UTV tires
- Packed conveniently in our handy storage pouch
- Includes: (3) CO2 cartridges, Regulator/adapter tool, 4" tire seals, tire roughing tool, installation tool



KOL89510

ATV/UTV FLAT TIRE REPAIR PACK

- Repair Pack with pump includes all the tools to fix ATV/UTV flat tires
- Tools are conveniently secured inside the pump for storage
- Compact design for easy transport
- Easily straps to ATV/UTV racks or stores inside gear box
- Dimensions: 9-1/2" L x 3" diameter



KOL89500

POLARIS SPORTSMAN/RZR LOCK & RIDE COMPATIBLE ANCHORS

- Expanding 1" diameter rubber expansion anchor provides a solid attachment for accessories
- Quick on/off - change accessories by rotating the twist handle
- Compatible with Polaris Sportsman/RZR racks using the Polaris Lock & Ride System



KOL98500

POLARIS RANGER/GENERAL LOCK & RIDE COMPATIBLE ANCHORS

- Expanding 1-1/4" diameter rubber expansion anchor provides a solid attachment for accessories
- Quick on/off - change accessories by rotating the twist handle
- Compatible with Polaris Ranger/General bed rails using the Polaris Lock & Ride System
- Does NOT fit on Polaris RZR machines



KOL98510

CAN-AM LINQ MOUNT

- Expanding rubber anchor provides a solid attachment for accessories
- Quick on/off connection to Can-Am LinQ rack systems by rotating twist handle
- Compatible with Can-Am vehicles using the LinQ system



KOL98515

CAN-AM MOUNTING KIT

- Includes (4) 98515 Can-Am LINQ Mounts for attaching 53450 UTV Overbed Storage Rack to Can-Am Defender and Commander models
- The (4) LINQ Mounts have an expanding rubber piece to allow for quick-on/off attachment to Can-Am Defender bed rails / Commanders



KOL53503

POLARIS MOUNTING KIT

- Includes (4) 98510 Lock & ride compatible Anchors for mounting 53470 UTV Aluminum Bed Box, 53450 UTV Overbed Storage Rack or 20000 Stronghold Double Gun Boot Mount
- The (4) Lock & Ride Anchors have an expanding rubber piece to allow for quick-on/off attachment to UTV bed rails



KOL53504

TRAILTEC RACK PAD

- Reduces shock & discomfort from ATV racks
- (7) Velcro straps for easy attachment to ATV racks or composite racks
- 3" open cell foam for riding comfort
- 1/2" closed cell foam on base for shock absorption
- Dimensions: 36" L x 15" W x 3" H



KOL91880



GEARTECTOR HANDLEBAR MITTS

- Extra large, reinforced opening for easy access to handlebars and controls
- Plush lining to keep your hands warm
- Locking draw-cord to securely seal to handlebars
- Fits virtually any ATV or snowmobile; locking drawstring cord securely fits mitts to handle bars



BLACK - KOL92185
PURSUIT CAMO - KOL92180

UTV CARGO SPIDER

- Customizable 6-legged cargo spider helps secure gear to off-road vehicles
- Adjustable 3' long straps with heavy-duty s-hooks allow for countless tie-down possibilities
- Premium quick-cinch cam buckles allow for tight and secure transport of your gear



KOL95180

UTV COVER

- Heavy-duty water-resistant cover protects against weather, dust & debris
- Includes elastic seam and tie-down straps
- Note: Cover must be removed for trailering

MID-SIZE - KOL95111

- Dimensions: 113" L x 60" W x 70" H

FULL-SIZE - KOL95113

- Dimensions: 120" L x 63" W x 70" H

FULL-SIZE CREW - KOL95115

- Dimensions: 160" L x 63" W x 70" H



ATV COVER

- Light-duty storage cover with reinforced tie-down grommets
- Note: Cover must be removed for trailering

STANDARD - KOL95120

- Dimensions: 85" L x 35" W x 32" H

XXL - KOL95122

- Dimensions: 95" L x 50" W x 50" H



ATV GEL-TECH SEAT COVER

- Stretchable fit design to accommodate most ATVs
- Gel padding & ergonomic design provides maximum cushioning & temperature control for exceptional riding comfort
- Durable Velcro straps and easy to install, ensuring a secure fit and effortless seat cover removal
- Dimensions: 14" front, 21" back, 30" length

KOL91855




ATV SLIP-ON SEAT COVER

- Great fit for smaller and intermediate sized ATVs
- Constructed of 600 denier, uv-resistant fabric
- PVC-backed for waterproof and abrasion protection
- Easy to install with elastic edge & Velcro straps
- Dimensions: 13" front, 15-1/2" back, 26" length

BLACK - KOL93645

PURSUIT CAMO - KOL93640



PADDED ATV SLIP-ON SEAT COVER

- Protect your OEM seat with a water-resistant full wrap style seat cover
- Includes fitment for Can-Am Outlander & Polaris Sportsman 850/1000 Seats
- Abrasion and water-resistant synthetic rubber for extended product life
- (2) buckles to tightly cinch and secure to OEM seat
- Up to 10" front x 20" back x 34" long

KOL93646



PLOW SYSTEMS

CLEAR YOUR PATH

Whether clearing your sidewalk, your whole driveway or the entire parking lot, Kolpin Plows have the strength and reliability to get the job cleared. Put your ATV or UTV to work!

All Kolpin Plows can easily mount to most of today's most popular machines.



CUSTOMIZE
YOUR
PERFECT
PLOW



CUSTOMIZE
YOUR PERFECT
PLOW

Customize a complete plow system for your vehicle and specific needs.

All are built strong, dependable and ready when you need them.

INDUSTRY LEADING PLOW WARRANTIES

	2-YEAR	1-YEAR
UTV Conqueror Front-Connect Push Frame	✓	
UTV Conqueror Front-Connect Plow Mounts	✓	
High Rise Push Tubes	✓	
Storm Chaser Push Tubes	✓	
ATV & UTV Plow Mount Kits	✓	
Steel Plow Blades	✓	
Poly Plow Blades	✓	
Power Angle	✓	
SwitchBlade Plow Systems		✓
Plow Accessories		✓



Kolpin UTV Conqueror Front-Connect, High-Rise & Storm Chaser Push Tubes & Mounts are warranted against defects in materials & workmanship for 2 years from the date of purchase.



Kolpin SwitchBlade Plow Systems and Plow Accessories are warranted against defects in materials and workmanship for 1 year from the date of purchase.

PLOW SYSTEMS

CONQUEROR FRONT-CONNECT
PLOW SYSTEM (UTV)

- Kolpin’s newest & most advanced UTV Plow
- Heavy-duty welded steel construction push frame, with 9-position blade angling
- Tool-less Quick-connection to vehicle specific front bumper mounting brackets (see page 130-147 fitment chart for details)
- Capable of automated blade rotation with the addition of our Power Angle system, 33-0100 see page 92-93



Poly Blade & Power Angle shown (not included)

HIGH RISE (ATV)

- Kolpin’s heaviest-duty plow system has been designed to do what most ATV plows can’t.
- The High Rise name is appropriate for this system as its dual-pivoting, articulated frame, allows for impressive blade lift height.
- Designed to be the most versatile ATV plow on the market.
- Capable of automated blade rotation with the addition of our Power Angle system, 33-0100 see page 92-93



High Rise Shown with 60” Steel Blade

STORM CHASER (ATV)

- These push tubes have been pushing snow around for years, and deservedly acquired a very suiting nickname: Storm Chaser.
- They are workhorses designed with the same heavy-duty square-tube chassis as big brother, High Rise, but without the lift height or power angling capabilities.



ATV Storm Chaser Shown with 52” Steel Blade

SWITCHBLADE (ATV OR UTV)

- A complete universal-fit plow setup in the convenience of 1 box
- Blades can be set to 1 of 2 standard widths
- Both ATV and UTV versions are available
- Stamped reinforced 13-gauge Steel blade panels
- Includes adjustable height shoes



ATV Switchblade Shown set at 60” blade width



CONQUEROR FRONT-CONNECT PLOW

OUR BEST, JUST GOT BETTER

Our newest and most advanced UTV Plow combines a super-heavy-duty front-connect push frame, with a bumper mounted vehicle specific bracket.

This system provides quick, easy, and tool-less connecting/disconnecting to the front of your Side by Side.

KOL35-0070

CONQUEROR FRONT-CONNECT PUSH FRAME

- Superior blade control with 9-position angling and up to 30" lift height
- Quick and easy plow system assembly
- Capable of automated blade rotation with the optional Power Angle (33-0100)
- Built-in height adjustment to ensure proper plow geometry for vehicles with varying ground clearances

KOL35-0070

PLOW BLADES

STEEL:

- Steel blades are 17" in height
- Includes heavy-duty shoes & wear bar

48" - KOL31-0048

66" - KOL31-0066

52" - KOL31-0052

72" - KOL31-0072

60" - KOL31-0060

POLY:

- Poly blades are heavier than our steel blades, with 21" tall curved profile for superior snow rolling
- Includes heavy-duty shoes & wear bar

60" - KOL31-2060

84" - KOL31-2084

72" - KOL31-2072

FRONT-CONNECT TRACKED VEHICLE PLOW EXTENSION

- Required when UTV Conqueror plow 35-0070 is installed on vehicle with Tracks
- Standard heavy-duty welded steel construction
- Easy installation in 30 minutes or less
- Tool-less quick-connect to vehicles

KOL35-0350

CONQUEROR FRONT-CONNECT PLOW MOUNTS

- Vehicle specific mounting kits install to front bumper for quick & easy installation
- The assortment of vehicle mounts are ever-expanding. Please see kolpin.com for up-to-date fitment
- Note: No mounting kit is required for some Polaris models, please see fitment chart online
- See page 130-147 for fitment chart

KOL35-XXXX -



**2 YEAR
PLOW WARRANTY**



Blades are e-coated & powder painted for maximum durability in extreme temperatures, salt & moisture



**2 YEAR
PLOW WARRANTY**



**2 YEAR
PLOW WARRANTY**



**2 YEAR
PLOW WARRANTY**



ATV PLOWS

ELEVATE YOUR PLOWING SKILLS

The High Rise name is appropriate for this system as its dual-pivoting, articulated frame, allows for impressive blade lift height. Plus, stacking snow and pulling On/Off of trailers is easy.

Our mid-mount under chassis design allows for maximum plowing strength and increased traction.

HIGH RISE PUSH TUBE

- Impressive lift height with Heavy-duty, Mid-mount, dual-pivot articulating frame & 20" wide blade mount platform
- Capable of automated blade rotation with the addition of the Kolpin Power Angle System (KOL33-0100)
- 5-position blade angle adjustment
- Quick pin attachment to KOL15-XXXX mounts



2 YEAR
PLOW WARRANTY

KOL33-0000

ATV STORM CHASER PUSH TUBE

- Heavy-duty square-tube steel chassis with strategic reinforcements
- 20" wide blade mounting system
- Reinforced structural Pivot Box with 5-position angle adjustment
- Quick pin attachment to all KOL15-XXXX ATV under-body mounts



2 YEAR
PLOW WARRANTY

KOL33-0070

PLOW BLADES

STEEL:

- Steel blades are 17" in height
- Includes heavy-duty shoes & wear bar

48" - KOL31-0048

66" - KOL31-0066

52" - KOL31-0052

72" - KOL31-0072

60" - KOL31-0060

POLY:

- Poly blades are heavier than our steel blades, with 21" tall curved profile for superior snow rolling
- Includes heavy-duty shoes & wear bar

60" - KOL31-2060

84" - KOL31-2084

72" - KOL31-2072



Blades are e-coated & powder painted for maximum durability in extreme temperatures, salt & moisture



2 YEAR
PLOW WARRANTY

PLOW MOUNT KITS

- Plow Mounts are required for installation of plows to every vehicle
- Designed to mount to the strongest part of your vehicles frame to provide maximum strength and traction
- See page 118-129 to select the proper mount



2 YEAR
PLOW WARRANTY

ATV - KOL15-XXXX



POWER ANGLE

PLOW WITH PRECISION

Pivot your Snow Plow blade with the touch of a button, from the comfort of your seat. This heavy-duty worm gear driven Power Angle is compatible with any Kolpin Snow Plow Blade mounted to either our UTV Conqueror Front-Connect or High Rise Push Tubes

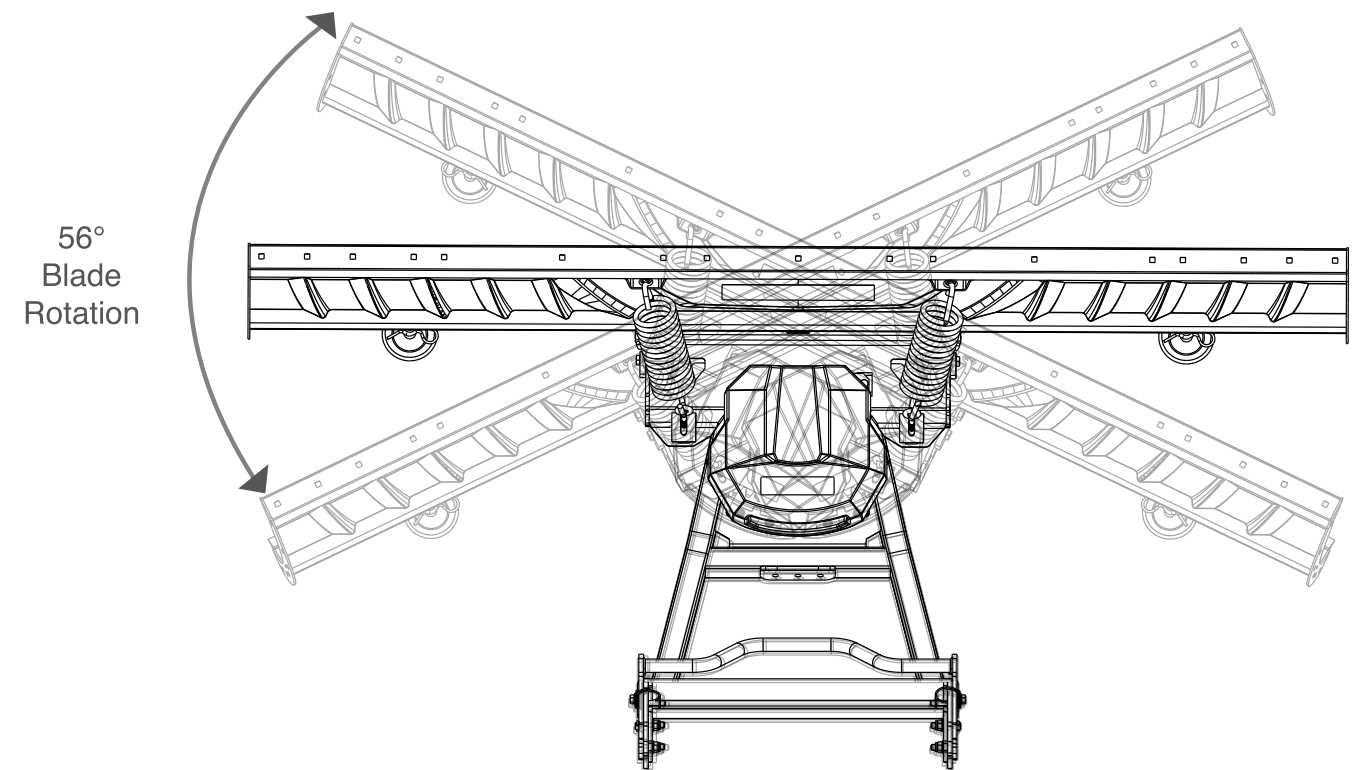
POWER ANGLE

- Pivots Kolpin Blades 56° by push of button from the comfort of your seat with dash/handlebar mounted controls
- 30-minute installation with 5 bolts
- Self-locking steel gear drive isolates impact to motor and optimizes durability
- Compatible with any Kolpin Blade mounted to UTV Conqueror Front-Connect or High Rise push tubes
- Accommodates 48" to 84" blades



KOL33-0100

2 YEAR
PLOW WARRANTY





SWITCH BLADE

COMPLETE PLOW SYSTEM IN 1 BOX.

Universal ATV & UTV plow systems that contain everything to start plowing today in 1 box.

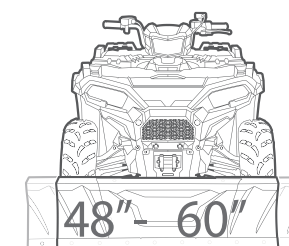
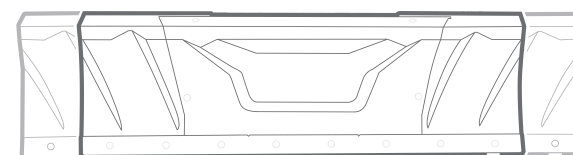
Blades can be set to 1 of 2 standard widths.

Winch or manual lift (15-0030) required for ATV (sold separately)
Winch required for UTV (sold separately)

ATV SWITCHBLADE

- 16" high stamped steel blade technology adjusts to either 48" or 60" width
- Robust square-tube steel chassis with strategically placed reinforcements
- 5-position blade angle
- Easy-to-Assemble and install universal under-body mount
- Includes adjustable height shoes
- Requires winch or manual lift (sold separately)
- Assembles in under 1-hour
- Box (34-1/2" L x 17-3/4" W x 8" H) fits in the back of your vehicle for easy transport, 114 lbs.
- Stamped reinforced 13-gauge Steel blade panels
- Visit kolpin.com/fitment-guides for the most up to date fitment chart

KOL17-0000




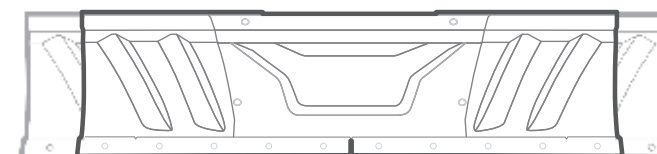
1 YEAR
PLOW WARRANTY

FULLY ADJUSTABLE
SET TO EITHER 48" OR 60" WIDTH

UTV SWITCHBLADE

- 16" high stamped steel blade technology adjusts to either 60" or 72" width
- Robust square-tube steel chassis with strategically placed reinforcements
- 5-position blade angle
- Easy-to-Assemble and install universal under-body mount
- Includes adjustable height Shoes
- Requires winch (sold separately)
- Assembles in under 1-hour
- Box (34-1/2" L x 18" W x 8" H) fits in the back of your vehicle for easy transport, 130 lbs.
- Stamped reinforced 13-gauge Steel blade panels
- Visit kolpin.com/fitment-guides for the most up to date fitment chart

KOL17-5000



1 YEAR
PLOW WARRANTY

FULLY ADJUSTABLE
SET TO EITHER 60" OR 72" WIDTH



SNOW PLOW ACCESSORIES

PLOW WITH EFFICIENCY AND COMFORT

Increase your efficiency, comfort and control with our full line up of plowing accessories.

ATV MANUAL QUICK LIFT

- Manually raise and lower plow blade with minimal effort from the driver's seat
- Attaches to front rack with the included EZ Mount system
- 4-position ratcheting handle

KOL15-0030



ATV MANUAL LIFT - UNDER BODY MOUNT

- For use with Kolpin 33-0070
- Require little effort to lift blade
- Lift is removed with the push tube, so when you're trail riding the equipment is not in your way

KOL15-0090



FRONT-CONNECT TRACKED VEHICLE PLOW EXTENSION

- Required when UTV Conqueror plow 35-0070 is installed on vehicle with Tracks
- Easy installation in 30 minutes or less
- Tool-less quick-connect to vehicles

KOL35-0350



ATV TRACK EXTENSION KIT

- 11.0" plow extender required for Kolpin snow plow fitment to tracked ATV
- Compatible with Storm Chaser (33-0070), High Rise (33-0000) push tubes & Power Angle (33-0100)
- Quick & easy assembly in 15-minutes

KOL33-0350



SYNTHETIC WINCH ROPES

- 12ft, 1/4" diameter rope. Designed for plow lifting
- 39ft, 1/4" diameter rope. Designed to replace factory rope/cable
- 50ft, 3/16" diameter rope. Designed to replace factory rope/cable

12FT - MAX WEIGHT CAP. 6500 LBS - 85075


39FT - MAX WEIGHT CAP. 6500 LBS - 85064

50FT - MAX WEIGHT CAP. 3500 LBS - 85065



SNOW PLOW BLADE WINGS

- Provides superior snow control and cutting while plowing
- Precision fit for Kolpin steel blades (NOT compatible with Poly Blades)
- Adds 4 inches of width to your plow blade



KOL31-0010 (PAIR) -

RUBBER PLOW BLADE FLAP

- 1/4" Thick Rubber Blade Flap fits plow blades with (cut flap to proper size)
- Keeps snow from flying into your face
- Includes hardware, drilling is required to mount to blade



KOL10-0190 (WIDTHS 48" - 72")

PLOW MARKER KIT

- Increases visibility of plow edges for added safety
- Easily bolts to sides of plow blades

KOLPIN BLADES (PAIR) - KOL10-0145

• Fits all Kolpin Steel & Poly blades; 90° bend base

STANDARD (PAIR) - KOL10-0140

- Drilling may be required
- Mounts with 5/16"x 1" bolts to top outside edges of blades at 45° bend



ATV HEATED GRIPS

- Keep your hands warm and comfortable with soft heated grips
- Multiple settings for optimal temperature control
- Easy to install with fully assembled, plug-n-play electrical connectors to any standard ATV or snowmobile with 7/8" handlebar

KOL50-0360

GEARTECTOR HANDLEBAR MITTS

- Extra large, reinforced opening for easy access to handlebars and controls
- Plush lining to keep your hands warm
- Locking draw cord to securely seal to handlebars

BLACK - KOL92185

PURSUIT CAMO - KOL92180

PLOW LIFT STRAP

- Durable strap designed to replace winch rope designed to minimize breakage due to repetitive plowing lifting cycles
- Wide nylon webbing design reduces binding & kinking associated with synthetic ropes & steel cables

KOL85092

SNOW PLOW LIFT PULLEY KIT

- Enhances operation of front-mounted plow systems
- Compatible with Storm Chaser push tube frame 33-0070
- Doubles the lift capacity of any winch
- Provides better control of plow height

KOL20-0050

SKID SHOE KITS

- Steel construction/corrosion resistant plating
- Includes (2) Skid Shoes and mounting pins

KOL31-1255 - HEAVY-DUTY - 7MM

- Fits all Kolpin Steel blades

KOL31-2155 - HEAVY-DUTY - 7MM

- Fits all Kolpin Poly blades



PLOW BLADE WEAR BARS

- Easy-to-install factory replacement, double-sided wear bars
- Hardware included

STEEL BLADE HEAVY-DUTY:

3-GAUGE, 3" HEIGHT, 1/4" THICK

48" - KOL31-1248

52" - KOL31-1252

60" - KOL31-1260

66" - KOL31-1266

72" - KOL31-1272

POLY BLADE WEAR BAR

60" - KOL31-2160

72" - KOL31-2172

84" - KOL31-2184

SWITCHBLADE - KOL17-5100





QUICK MOUNT WINCHES

PULL YOURSELF OUT OF ANY SITUATION

- Pre-mounted and pre-wired winch, leads and contactor
- Installs on vehicle in 45-minutes
- OEM quick-connect electrical connectors included (where applicable)
- Cable Extension available for crew vehicles (85095 - not included)



MODEL	YEAR	STEEL 2500 LB.	SYNTH 3500 LB.	SYNTH 4500 LB.
BOBCAT				
UV34	2019-2022			26-3000 _b
UV34XL	2019-2022			26-3000 _{a,b}
CAN-AM				
Defender HD5 (DPS, BASE)	2017-2021			26-7020
Defender HD8 (CAB PACKAGE)	2018-2021			26-7020
Defender HD8 (DPS, XT, BASE)	2017-2021			26-7020
Defender HD7 (DPS, BASE)	2022-2023			26-7020
Defender HD9 (DPS, XT, BASE)	2022-2023			26-7020
Defender HD9 (CAB PACKAGE)	2022-2023			26-7020
Defender HD10 XMR	2018-2023			26-7020
Defender HD10 XTP	2018-2020			26-7020
Defender HD10 (CAB PACKAGE)	2018-2023			26-7020
Defender HD10 (DPS, XT, BASE)	2019-2023			26-7020
Defender HD10 (DPS, XT, BASE)	2016-2018			26-7020
Defender 6X6 HD10 (DPS, XT)	2020-2023			26-7020
Defender PRO HD10 (DPS, XT)	2020-2023			26-7020
Defender PRO HD10 (CAB PACKAGE)	2021-2023			26-7020
Defender MAX HD10 XMR	2019-2023			26-7020
Defender MAX HD10 (DPS, XT, LONESTAR, CAB PACKAGE)	2019-2022			26-7020
Defender MAX HD10 / HD8 (DPS, XT, BASE)	2017-1018			26-7020
Defender MAX HD10 / HD8 (LONESTAR, BASE PACKAGE)	2018			26-7020
Defender MAX HD9 (DPS, XT, BASE)	2022-2023			26-7020
Defender MAX HD8 (XT, CAB PACKAGE)	2019-2021			26-7020
Defender MAX HD8 (DPS, BASE)	2019-2021			26-7020
Defender MAX HD7 (BASE)	2022-2023			26-7020
HONDA				
TRX 420 Rancher (non-AT IRS models)	2014	26-1020	26-1030	
TRX 420 Rancher (Automatic, IRS)	2015-2023	26-1020	26-1030	
TRX 420 Rancher (Automatic, Straight Axle)	2015-2023	26-1020	26-1030	
TRX 420 Rancher (Manual/Electric Shift, Straight Axle)	2014-2023	26-1020	26-1030	
TRX 500 / 520 Rubicon (IRS Model)	2015-2023	26-1020	26-1030	
TRX 500 / 520 Foreman (Single Shock, Straight Axle)	2014-2023	26-1020	26-1030	
Pioneer 700 / 700-4 (All)	2014-2023		26-1040	
Pioneer 1000 / 1000-5 (All)	2016-2022			26-1000
Pioneer 1000-6	2023			26-1000
Talon 1000 R / X	2019-2022			26-1050
Talon 1000-4	2020-2022			26-1050
KAWASAKI				
Mule Pro - FXT	2015-2023			26-2000

↑

^a Requires Extra Long Battery Connection Cable Kit PN 85095
^b Requires Front Bumper / Roller Mount Kit PN 35-3050

^a Requires Extra Long Battery Connection Cable Kit PN 85095

b Requires Front Bumper / Roller Mount Kit PN 35-3050

3-YEAR ELECTRICAL WARRANTY

NOTES:



WINCH & WINCH ACCESSORIES

PULL YOURSELF OUT OF ANY SITUATION

Kolpin ATV & UTV winches give you the reliability and power to pull your way out of any sticky situation.

5-YEAR MECHANICAL WARRANTY

3-YEAR ELECTRICAL WARRANTY

KOLPIN WINCHES

- Weather-proof sealed drums and motor are protected against the elements
- Pre-wound with 50' rope or cable, except KOL25-9455 (39' rope)
- Heavy-duty wiring with quick-connect harness
- Includes 96" battery leads
- Premium handlebar mount controls
- Heavy-duty 4-way roller fairlead & hardware included
- 3500 & 4500 lbs. winches include hand-held remote control
- Synthetic rope winches include rubber winch stop
- 6000 lbs winch includes dash panel switch, hand-held remote & wide mounting pattern - our most powerful winch to date
- Winch mounts sold separately, please see fitment chart online or page 118-147 for vehicle mount options



Steel



Synthetic

WINCH	2500 LBS.	3500 LBS.	4500 LBS.	6000 LBS.
STEEL CABLE	KOL25-9250	KOL25-9350	KOL25-9450	
SYNTHETIC ROPE	KOL25-9255	KOL25-9355	KOL25-9455	KOL25-9605 <small>NEW</small>

WINCH MOUNTS (ATV/UTV)

- Durable winch mount kits provide the necessary hardware to mount Kolpin winches to your vehicle
- Kolpin ATV winch mounts have a 3.0" (76.2mm) x 4.875" (123.83mm) mounting pattern
- Kolpin UTV winch mounts have the wide mounting pattern 3.0" (76.2mm) x 6.60" (167.4mm)
- On some winch/winch mount combinations, the roller hawse will be included with the winch
- Made with 7-gauge steel
- Powder coat paint protection
- See winch mount fitment chart online or page 118-147 for vehicle mount options

KOL25-XXXX



SYNTHETIC WINCH ROPES

- 12ft, 1/4” diameter rope. Designed for plow lifting
- 39ft, 1/4” diameter rope. Designed to replace factory rope/cable
- 50ft, 3/16” diameter rope. Designed to replace factory rope/cable

12FT - MAX WEIGHT CAP. 6500 LBS
KOL85075

39FT - MAX WEIGHT CAP. 6000 LBS
KOL85064

50FT - MAX WEIGHT CAP. 4000 LBS
KOL85065

PLOW LIFT STRAP

- Durable strap designed to replace winch rope and minimize breakage due to repetitive plow lifting cycles
- Wide nylon webbing design reduces binding & kinking associated with synthetic ropes & steel cables
- Reduces wear and tear on hawse and roller fairleads
- Compatible with any winch with rope size up to 1/4” diameter

KOL85092

WIRELESS WINCH REMOTE

- Universal, water-resistant, wireless winch remote provides cord-free winch control
- 50-ft. Range
- On/Off, In/Out buttons and Power Indicator
- Mountable storage holster included
- Receiver works with virtually any ATV/UTV winch
- Includes all mounting hardware & installs in 20-minutes

KOL25-0500



BOLT-ON RUBBER WINCH STOP

- Two-piece design installs easily around winch cable or rope
- For use with steel cables or synthetic ropes up to 1/2” diameter
- Increases the life of cables, synthetic ropes and fairleads

KOL85080 - SINGLE
KOL85086 - ORDER IN MULTIPLES OF 18

AUTO-STOP KITS

- Works to automatically stop winch at end of rope pull or plow lift
- Integrated Aluminum Hawse Fairlead
- Requires synthetic winch rope - sold separately (not compatible with steel cable)
- Installs easily in place of stock fairlead
- All mounting hardware included

KOL25-0600 - ATV - 4.875” MTG HOLE
KOL25-0650 - UTV - 6” MTG HOLE

ATV/UTV SNATCH BLOCK PULLEY

- 4-Ton Max Weight Limit
- Increase your pulling power for use with up to 5/16” diameter winch ropes or steel cables
- All steel construction for extra strength & long life

KOL25-0400

WINCH ELECTRIC CONTACTOR

- Compatible with Kolpin Winch Kits, Rocker Switches and Corded Hand Held Switch
- Protects your ATV/UTV electrical system and switches the power distribution of your winch that is controlled by your switches

KOL85068



STANDARD ROLLER FAIRLEAD

- Designed to reduce cable wear, especially on sharp angle pulls
- Compatible with Kolpin Winch Kits
- Bolt pattern is standard 4.875"
- Works with synthetic rope and steel cables

STEEL - KOL85069

WIDE ROLLER FAIRLEAD

- Designed to reduce cable wear, especially on sharp angle pulls
- Compatible with Kolpin Winch Kits
- Bolt pattern is 6"
- Works with synthetic rope and steel cables

STEEL - KOL85087

ALUMINUM HAWSE FAIRLEAD

- Compatible with Kolpin Synthetic Rope Winch Kits
- Bolt pattern is standard 4-7/8"
- Machined Smooth Aluminum Finish
- Works only with synthetic ropes

ALUMINUM - KOL85070

FORGED STEEL WINCH HOOK

- Heavy-Duty Zinc Plated Steel
- Clevis pin included
- Compatible with most winches

KOLRPR0108



CORDED HAND HELD SWITCH

- Compatible with Kolpin Winch Kits & Rocker Switches
- Control your winch from a distance
- Includes socket plug and 11' 4" length of corded wiring

KOL85067

UTV DASH ROCKER SWITCH KIT

- Mountable to UTV dashboard, allows winch control from cab of UTV
- Quick-connect plug for hassle-free installation
- Snap-in installation requires standard UTV mounting hole

KOL25-0700

MINI ROCKER SWITCH

- Compatible with Kolpin winch kits
- Control your winch with just the touch of your finger while your hands are on the handlebar
- Includes 7/8" diameter handlebar clamp, mounting bracket and hardware

KOL85066

BATTERY CONNECTION CABLES

- Heavy-duty 6-gauge connection cables rated to 600 volts
 - Color-coded ring terminal end for easy installation
 - Compatible with Kolpin winch kits
- SHORT 36" (PAIR) - KOL85089**
LONG 96" (PAIR) - KOL85090
EXTRA LONG 144" (PAIR) - KOL85095

STEEL CABLE

- Compatible with all Kolpin winches
- 3/16" diameter x 50' length (2500lb)
- 7/32" diameter x 50' length (3500/4500lb)
- Super-duty galvanized aircraft cable
- Heavy-duty thimble cable loop on hook end

2500 LB - KOL85062

3500/4500 LB - KOL85063





POLY ROOFS

LIGHTWEIGHT SUN & RAIN PROTECTION.

Restyled, strong, lightweight and dependable. Keep out the sun, rain and snow! We've got a lineup of roofs for today's most popular UTVs.

SEE PAGE 130-147 FOR FITMENT CHART, PART NUMBER AND PRICE

THERMOFORMED ROOFS

- UV-Stabilized Super durable HWPE (High-Molecular Weight Polyethylene)
- Robotically trimmed and drilled for precision fitment
- Compatible with Kolpin Windshields & Back Panels



SEE PAGE 130-147 FOR FITMENT CHART, PART NUMBER AND PRICE

POLARIS YOUTH COMBO KITS

- Provides extra protection for the Youth RZR 170 and Youth Ranger 150
- Includes Poly Roof, Poly Front Windshield & Poly Rear Windshield
- Windshields are constructed of 1/8" abrasive resistant polycarbonate
- Easy installation with included hardware



RZR 170 - KOL2100
RZR 200 - KOL2110
RANGER 150 - KOL2150



METAL ROOFS



WE'VE GOT YOU COVERED

Durable, strong, metal roofs to protect you and your riders from the elements and fit tightly on your UTV roll cage. We've got a lineup of metal roofs for today's most popular UTVs.

SEE PAGE 130-147 FOR FITMENT CHART, PART NUMBER AND PRICE

METAL ROOFS

- Heavy-duty 14-gauge thick steel panel construction or 10-gauge aluminum panel construction
- Integrated visor for protection and accessory mounting
- Includes rubber seals for placement in-between roll cage and roof to minimize noise and wear
- Quick and easy install in less than 30-minutes
- Compatible with Kolpin glass windshields and select back panels
- Stiffening ribs added to the construction of some models



SEE PAGE 130-147 FOR FITMENT CHART, PART NUMBER AND PRICE

ROOF FOAM LINER INSULATION

- 5MM adhesive backed foam pad to stick to underside of metal roofs
- Reduces noise, squeaks, pads roof against frame
- Looks more premium and provides soft touch surface



**UNIVERSAL - KOL29005
RANGER XP - KOL29010
RANGER XP CREW - KOL29020**



POLY WINDSHIELDS

A CLEAR VIEW OF THE JOURNEY AHEAD.

Customize your UTVs cab with the Poly Windshield that's right for your journey. We have a wide variety of Poly Shield options in half, full, rear and tilting styles for today's most popular UTVs.

SEE PAGE 130-147 FOR FITMENT CHART, PART NUMBERS AND PRICE

WINDSHIELD STYLES

HALF-FIXED

- Lip on upper shield deflects air over operator and passenger
- Easy-to-install and no drilling required
- Scratch-resistant finish
- Extremely durable - injection molded c-clamps
- Trailerable
- Average height is 9-9-1/2"



FULL-FIXED

- Custom design for each vehicle model
- Easy-to-install and no drilling required
- Extremely durable - injection molded c-clamps
- Trailerable
- Compatible with roofs
- Scratch-resistant finish



FULL-TILT

- Versatile three-position tilt mechanism permits airflow into the driver compartment if desired
- Opens 3" or 5-1/2"
- Easy-to-install and no drilling required
- Removable without tools
- Extremely durable - injection molded c-clamps
- Trailerable in closed and locked position
- Scratch-resistant finish



REAR

- Provides barrier to keep debris from swirling into the cab
- Easy-to-install and no drilling required
- Extremely durable - injection molded c-clamps





GLASS WINDSHIELDS

HEAVY-DUTY PROTECTION & A CLEAR VIEW.

Heavy-duty, steel-framed DOT-Approved glass windshields for maximum durability and visibility. Today's most popular UTV models can be customized with these new shields that feature (2) sliding air vents and can accept wiper kits (sold separately).

SEE PAGE 130-147 FOR FITMENT CHART, PART NUMBERS AND PRICE

GLASS WINDSHIELDS

- Fits with most OEM & Kolpin roofs
- Designed and pre-drilled to accommodate wiper kits (sold separately)
- High-quality, scratch resistant, DOT-approved, laminated safety glass
- Durable, powder-coated, 14-gauge steel frame, with e-coat primer for long-lasting durability
- Wraps around and mounts securely to A-Pillars to create a no-gap seal
- Dual sliding vents increase in-cab air-flow
- Model-specific design with rubber gasket for seamless vehicle integration
- Installs in 15-minutes



SEE PAGE 130-147 FOR FITMENT CHART, PART NUMBER AND PRICE

KOL28200

MANUAL WIPER KIT

- Easy hand-operated durable UTV wipers
- Quick-install with most Kolpin glass windshields
- Quick & easy install to poly windshields (Kolpin and other brands)
- 28000 - 13" steel arm with a 12" rubber blade
- 28005 - 10" steel arm with a 10" rubber blade
- 28010 - 10" steel arm with 10" & 12" rubber blades



KOL28000



KOL28005

KOL28000
KOL28005
KOL28010

					STORM CHASER / HIGH RISE PLOW		SWITCHBLADE PLOW FITMENT	QUICK-MOUNT WINCH HIT		RTV WINCH MOUNT
ATV MODEL	YEAR	RECEIVER HITCH	SUSPENSION LOCK		VEHICLE MOUNT	UNIVERSAL MOUNT		STEEL 2500 LB	SYNTHETIC 3500 LB	
ARCTIC CAT® / TEXTRON®					ARCTIC CAT® / TEXTRON®					
All IRS Models	ALL	OEM 2”	85200							
250 2x4	2006-2007				15-5531	15-0050	17-0000			
400i 4x4 (With IRS)	2002-2004	OEM 2”	85200				17-0000			
400 4x4 TRV	2005-2015	OEM 2”	85200		15-6550	15-0050				
400 4x4	2005-2014	OEM 2”	85200							OEM Equipped
450i 4x4	2010-2012	OEM 2”	85200		15-6550	15-0050	17-0000			OEM Equipped
500 4x4	2002-2004						17-0000			
500 4x4 (non-XR and non-Alterra)	2005-08, 2013-17	OEM 2”	85200		15-6550	15-0050	17-0000			OEM Equipped
550 4x4 (non-XR and non-Alterra)	2009-2016	OEM 2”	85200		15-6550	15-0050	17-0000			OEM Equipped
650 4x4	2004	OEM 2”	85200				17-0000			
650 4x4	2005-2011	OEM 2”	85200		15-6550	15-0050	17-0000			OEM Equipped
700 4x4 (non-XR and non-Alterra)	2006-2017	OEM 2”	85200		15-6550	15-0050	17-0000			OEM Equipped
700 4x4 Diesel	2007-2010	OEM 2”	85200		15-6550	15-0050	17-0000			OEM Equipped
700 4x4 Diesel	2011-2012	OEM 2”	85200							OEM Equipped
1000 4x4 TRV	2008-2017	OEM 2”	85200		15-6550	15-0050	17-0000			OEM Equipped
XR 500 / XR 550 / XR 550 XT / XR 700 / XR 700 XT	2015	OEM 2”	85200		15-6580	15-0050	17-0000			
Alterra 450	2016-2022					15-0050	17-0000			
Alterra 600	2022					15-0050	17-0000			
Alterra 500 XT / 550 / 550 XT	2016				15-6580	15-0050	17-0000			
Alterra 570 / 570 XT	2019-2021	OEM 2”	85200		15-6580	15-0050	17-0000			
Alterra 700 / 700 XT	2016-2021	OEM 2”	85200		15-6580	15-0050	17-0000			
VLX 700 / TBX 700	2018-2019	OEM 2”			15-6550	15-0050	17-0000			
CAN-AM®					CAN-AM®					
330 Outlander	2004-2005						17-0000			
400 Outlander	2003-2014				15-7561		17-0000			
450 / 500 / 570 Outlander L	2015-2016				15-7580		17-0000			OEM Equipped
450/ 450 Max / 570 Outlander	2017-2023				15-7590		17-0000			OEM Equipped
450 Outlander 6x6 MAX	2019-2023				15-7590		17-0000			OEM Equipped
500 Quest	2003				15-7511	15-0050	17-0000			OEM Equipped
500 Renegade	2008-2011				15-7561		17-0000			
500 Traxter	1999-2005				15-7511	15-0050	17-0000			
500 Outlander	2007-2012				15-7561		17-0000			
500 Outlander	2013-2014	OEM 2”			15-7590		17-0000			OEM Equipped
570 Outlander MAX / XMR	2016-2023				15-7590		17-0000			OEM Equipped
650 Quest	2002-2004				15-7511	15-0050	17-0000			
650 Traxter	2005				15-7511	15-0050	17-0000			
650 Outlander	2006-2012				15-7561		17-0000			
650 Outlander / 650 MAX / XMR	2013-2022	OEM 2”			15-7590		17-0000			OEM Equipped
650 Outlander 6x6	2015-2020				15-7590		17-0000			OEM Equipped
650 Outlander 6x6 MAX	2019-2023				15-7590		17-0000			OEM Equipped

					STORM CHASER / HIGH RISE PLOW		SWITCHBLADE PLOW FITMENT	QUICK-MOUNT WINCH HIT		ATV WINCH MOUNT
ATV MODEL	YEAR	RECEIVER HITCH	SUSPENSION LOCK		VEHICLE MOUNT	UNIVERSAL MOUNT		STEEL 2500 LB	SYNTHETIC 3500 LB	
CAN-AM® CONT					CAN-AM® CONT					
800 Outlander	2006-2009				15-7561		17-0000			
800 Outlander MAX	2006-2012				15-7561		17-0000			
800 Outlander XMR	2012				15-7561		17-0000			
800R / 800R MAX Outlander	2010-2011				15-7561		17-0000			
800R / 850 Outlander	2012-2022	OEM 2”			15-7580		17-0000			OEM Equipped
800 Outlander	2012-2015				15-7590		17-0000			OEM Equipped
800 Outlander MAX	2013-2015				15-7590		17-0000			OEM Equipped
800 Outlander XMR	2015				15-7590		17-0000			OEM Equipped
850 / 850 MAX / 850 XMR Outlander	2016-2023				15-7590		17-0000			OEM Equipped
1000 Outlander	2012-2019	OEM 2”			15-7590		17-0000			OEM Equipped
1000 Outlander 6x6	2014-2019				15-7590		17-0000			OEM Equipped
1000 Outlander MAX	2013-2019				15-7590		17-0000			OEM Equipped
1000 Outlander XMR	2013-2023				15-7590		17-0000			OEM Equipped
1000 Outlander 6x6 MAX	2019-2023				15-7590		17-0000			OEM Equipped
1000R / 1000R MAX Outlander	2019-2023				15-7590		17-0000			OEM Equipped
500 Renegade	2008-2012				15-7561		17-0000			
500 Renegade	2013-2015				15-7590		17-0000			
570 Renegade	2016-2022				15-7590		17-0000			
570 Renegade XMR	2017-2021				15-7590		17-0000			
650 Renegade	2018-2019				15-7590		17-0000			
650 Renegade	2023				15-7590		17-0000			
650 Renegade XMR	2022-2023				15-7590		17-0000			
800 Renegade	2007-2011				15-7561		17-0000			
800 Renegade	2012-2015				15-7590		17-0000			
800 Renegade X	2008-2011				15-7561		17-0000			
850 Renegade	2016-2022				15-7590		17-0000			
850 Renegade XMR	2017-2019				15-7590		17-0000			
850 Renegade X XC	2020-2022				15-7590		17-0000			
CF-MOTO®					CF-MOTO®					
X5	2009					15-0050				
X5 / X6 / X8	2012-2014				15-9000	15-0050				
CFORCE 400	2016-2022	85100	85200		15-9000	15-0050				
CFORCE 400 (not S model)	2016-2018	85100	85200		15-9000	15-0050	17-0000			
CFORCE 400 S	2019-2020	85100	85200		15-9000	15-0050	17-0000			
CFORCE 500	2013-2020	OEM 2”	85200		15-9000	15-0050				
CFORCE 500 (not S model)	2013-2018	OEM 2”	85200		15-9000	15-0050	17-0000			
CFORCE 500 S	2017-2022	OEM 2”	85200		15-9000	15-0050	17-0000			
CFORCE 600	2013-2014	OEM 2”	85200		15-9000	15-0050				
CFORCE 600 (not Touring model)	2019-2022	OEM 2”	85200		15-9020	15-0050	17-0000			
CFORCE 600 Touring	2020-2022	OEM 2”	85200		15-9020	15-0050	17-0000			

εψ

					STORM CHASER / HIGH RISE PLOW		SWITCHBLADE PLOW FITMENT	QUICK-MOUNT WINCH HIT		ATV WINCH MOUNT
ATV MODEL	YEAR	RECEIVER HITCH	SUSPENSION LOCK		VEHICLE MOUNT	UNIVERSAL MOUNT		STEEL 2500 LB	SYNTHETIC 3500 LB	
CF-MOTO® CONT.					CF-MOTO® CONT.					
CFORCE 800 (not XC model)	2013-2017	OEM 2”	85200		15-9000	15-0050	17-0000			
CFORCE 800 XC	2018-2022	OEM 2”	85200		15-9010	15-0050	17-0000			
CFORCE 1000	2021-2022				15-9010	15-0050				
HONDA®				HONDA®						
TRX 250 Recon	1998-2020				15-1521	15-0050	17-0000			
TRX 300 Fourtrax	1993-2000				15-1510		17-0000			25-1042
TRX 350 Rancher	2000-2003	85135			15-1550		17-0000			25-1080
TRX 350 Rancher	2004-2006	85135			15-1591	15-0050	17-0000			25-1081
TRX 400 Foreman	1995-2003	85135			15-1580		17-0000			25-1061
TRX 400 Rancher	2004-2007	85135			15-1591	15-0050	17-0000			25-1081
TRX 420 Rancher (All)	2007-2013	85135			15-1620	15-0050	17-0000			25-1210
TRX 420 Rancher (AT IRS models)	2009-2014	85130	85200		15-1620	15-0050	17-0000			25-1210
TRX 420 Rancher (Automatic, IRS (FA5, FA6))	2015-2023	85130			15-1630	15-0050	17-0000	26-1020	26-1030	25-1270
TRX 420 Rancher (non-AT IRS models)	2014				15-1630	15-0050	17-0000			
TRX 420 Rancher (Automatic, Straight Axle (FA1, FA2)	2015-2023	85135			15-1630	15-0050	17-0000	26-1020	26-1030	25-1270
TRX 420 Rancher (Man Shift/Elect. Shift, S.A. (FM, FE)	2014-2023	85135			15-1630	15-0050	17-0000	26-1020	26-1030	25-1270
TRX 450 Foreman	1998-2004	85135			15-1580		17-0000			25-1061
TRX 500 Foreman	2005-2006	85135			15-1600	15-0050	17-0000			
TRX 500 Foreman	2007-2011	85135			15-1600	15-0050	17-0000			25-1200
TRX 500 Foreman	2012-2013	85135			15-1610	15-0050	17-0000			25-1220
TRX 500 Rubicon	2001-2004	85135			15-1560		17-0000			25-1090
TRX 500 Rubicon	2005-2006	85135			15-1600	15-0050	17-0000			25-1161
TRX 500 Rubicon	2007-2014	85135			15-1600	15-0050	17-0000			25-1200
TRX 500 (Single Shock Straight Axle)	2014-2019	85130			15-1630	15-0050	17-0000	26-1020	26-1030	25-1270
TRX 500 / 520 Rubicon (IRS models)	2015-2023	85130	85200		15-1630	15-0050	17-0000	26-1020	26-1030	25-1270
TRX 520 Foreman (Single Shock, Straight Axle)	2020-2023	85135			15-1630	15-0050	17-0000	26-1020	26-1030	25-1270
TRX 650/680 Rincon	2003-2023	85130	85200		15-1570	15-0050	17-0000			25-1190
HAWASAKI®				HAWASAKI®						
300 Brute Force	2012-2022					15-0050	17-0000			OEM Equipped
360 Prairie	2003-2005	85160			15-2590	15-0050	17-0000			25-2150
360 Prairie	2006-2013	85160			15-2590	15-0050	17-0000			25-2290
650 Brute Force 4x4	2005-2013	85160			15-2570	15-0050	17-0000			25-2310
650 Brute Force 4x4i (IRS Model)	2006-2013	85100	85200		15-2610	15-0050	17-0000			25-2310
650 Prairie 4x4	2002-2003	85160			15-2570	15-0050	17-0000			25-2131
700 Prairie 4x4	2004-2006	85160			15-2570	15-0050	17-0000			25-2131
750 Brute Force 4x4i	2005-2023	85100	85200		15-2610	15-0050	17-0000			25-2310
POLARIS				POLARIS						
ACE / ACE 570 / ACE 900	2014-2019	OEM 1.25”				15-0050	17-0000			25-3410
250 4x4 & 4x6	1989-2001				15-3520		17-0000			
Hawkeye 2x4 / 4x4	2006-2011					15-0050	17-0000			

					STORM CHASER / HIGH RISE PLOW		SWITCHBLADE PLOW FITMENT	QUICK-MOUNT WINCH HIT		ATV WINCH MOUNT
ATV MODEL	YEAR	RECEIVER HITCH	SUSPENSION LOCK		VEHICLE MOUNT	UNIVERSAL MOUNT		STEEL 2500 LB	SYNTHETIC 3500 LB	
POLARIS CONT.					POLARIS CONT.					
300 Xplorer 4x4	1997-1998									25-3043
300 Sportsman	2008					15-0050	17-0000			25-3280
325 Magnum	2000-2002									25-3043
330 Magnum & ATP	2003-2005				15-3591		17-0000			25-3043
330 Sportsman ETX	2015		85200		15-3591		17-0000	26-3200	26-3210	25-3410
335 Sportsman	1999-2000	85100	85200		15-3550		17-0000			25-3043
350 2x4, 4x4 & 6x6	1989-1993				15-3520		17-0000			
400 2x4 / 4x4	1994-1997				15-3520		17-0000			
400 Sportsman	2001				15-3550		17-0000			25-3043
400 Sportsman	2002-2003				15-3591		17-0000			25-3043
400 Sportsman	2004-2004.5				15-3591					25-3190*
400 Sportsman H.O.	2008-2010					15-0050	17-0000			25-3280
400 Sportsman H.O.	2011-2014		85200		15-3591		17-0000	26-3200 _a	26-3210 _a	25-3410
400 Xplorer 4x4	1995-2001									25-3043
400 Hawkeye	2011-2014		85200		15-3591		17-0000	26-3200 _a	26-3210 _a	25-3410
425 Magnum 4x4 & 4x6	1995-1998				15-3520		17-0000			
425 Xpedition 4x4	2000-2002									25-3043
445 Diesel	1999				15-3550		17-0000			25-3043
450 Sportsman	2006-2007		85200		15-3591		17-0000			25-3260
450 Sportsman (ALL)	2016-2023		85200		15-3591		17-0000	26-3200	26-3210	25-3410
500 Magnum	1999-2002									25-3043
500 Sportsman H.O. & EFI	2003				15-3591					25-3043
500 Sportsman H.O. & EFI	2005-2010		85200		15-3591					25-3260
500 Sportsman H.O & EFI (ALL)	2005-2013		85200		15-3591		17-0000			
500 X2 Sportsman	2006-2010		85200							25-3260
500 Sportsman	2004-2004.5				15-3591					25-3190*
500 Sportsman (ALL)	2011-2013		85200		15-3591			26-3200 _a	26-3210 _a	25-3410
550 Sportsman (ALL)	2012-2014	85195	85200		15-3670	15-0050	17-0000	26-3200	26-3210	25-3410
570 Sportsman 6x6	2000-2003									25-3043
570 Sportsman 6x6	2017-2023		85200		15-3591		17-0000	26-3200	26-3210	25-3410
570 Sportsman (ALL)	2014-2023		85200		15-3591		17-0000	26-3200	26-3210	25-3410
570 Sportsman Touring	2014-2023		85200		15-3591		17-0000	26-3200	26-3210	25-3410
570 X2 Sportsman	2015-2021		85200		15-3591		17-0000	26-3200	26-3210	25-3410
600 Sportsman	2003-2004				15-3591		17-0000			
600 Sportsman	2004-2004.5									25-3190*
600 Sportsman	2005-2006		85200							
700 Sportsman	2004-2004.5				15-3591					25-3190*
700 Sportsman	2005-2007		85200		15-3591		17-0000			25-3260
700 X2 Sportsman	2008		85200		15-3591		17-0000			25-3260
800 Sportsman	2005-2010		85200		15-3591		17-0000			25-3260
800 Sportsman (Excluding 6x6)	2005-2014		85200		15-3591		17-0000			

					STORM CHASER / HIGH RISE PLOW		SWITCHBLADE PLOW FITMENT	QUICK-MOUNT WINCH HIT		ATV WINCH MOUNT
ATV MODEL	YEAR	RECEIVER HITCH	SUSPENSION LOCK		VEHICLE MOUNT	UNIVERSAL MOUNT		STEEL 2500 LB	SYNTHETIC 3500 LB	
POLARIS CONT.					POLARIS CONT.					
800 Sportsman 6x6	2013-2015						17-0000	26-3200 _a	26-3210 _a	25-3410
800 X2 Sportsman	2007-2009		85200							25-3260
800 Sportsman (ALL)	2011-2014	85195	85200		15-3670	15-0050	17-0000	26-3200 _a	26-3210 _a	25-3410
850 Scrambler (ALL)	2013-2023	85195	85200		15-3670	15-0050	17-0000	26-3200	26-3210	25-3410
850 Sportsman (ALL)	2009-2023	85195	85200		15-3670	15-0050	17-0000	26-3200	26-3210	25-3350
850 Sportsman Touring	2015-2023				15-3670	15-0050	17-0000	26-3200	26-3210	25-3410
1000 Scrambler (ALL)	2014-2018	85195	85200		15-3670	15-0050	17-0000	26-3200	26-3210	25-3410
1000 Scrambler S (55")	2020-2021					15-0050	17-0000			
1000 Scrambler (All not 55")	2014-2018				15-3670	15-0050	17-0000	26-3200	26-3210	25-3410
1000 XP Sportsman (ALL not 55")	2015-2023	85195	85200		15-3670	15-0050	17-0000	26-3200	26-3210	25-3410
1000 XP Sportsman S (55")	2020-2023					15-0050	17-0000			
1000 XP Sportsman Touring	2015-2023				15-3670	15-0050	17-0000	26-3200	26-3210	25-3410
SUZUKI®					SUZUKI®					
250 2x4	1997-2001						17-0000			
280 King Quad	98 & Older						17-0000			
300 King Quad	1999-2002						17-0000			
400 Eiger	2002-2004	85180			15-4550		17-0000			
400 Eiger	2005-2007	85180			15-4581	15-0050	17-0000			
400 King Quad (ALL)	2008-2022	85180			15-4581	15-0050	17-0000			25-4210
450 King Quad	2007-2010	85100	85200		15-4590	15-0050	17-0000			25-4100*
500 King Quad (ALL)	2009-2022	85100	85200		15-4590	15-0050	17-0000			25-4100
500 Quad Runner	02 & Older				15-4550		17-0000			
500 Vinson	2002-2007	85180			15-4550		17-0000			
700 Twin Peak	2004-2005	85160			15-2570	15-0050	17-0000			25-2131
700 King Quad	2005-2007	85100	85200		15-4590	15-0050	17-0000			25-4100*
750 King Quad (ALL)	2008-2022	85100	85200		15-4590	15-0050	17-0000			25-4100*
TEXTRON®					TEXTRON®					
Alterra 300/500	ALL	OEM 2"	85200							
TRACHER					TRACHER					
570 / 700	2020-2021				15-6580	15-0050				
YAMAHA®					YAMAHA®					
350 Bruin	2004-2006				15-5590	15-0050	17-0000			
350 Grizzly (IRS models)	2007-2011	85100	85200			15-0050	17-0000			
350 Grizzly	2007-2014				15-5590	15-0050	17-0000			
350 Raptor	2005-2006				15-5531	15-0050	17-0000			
350 Wolverine	05 & Older				15-5531	15-0050	17-0000			
400 Big Bear	2000-2012				15-5531	15-0050	17-0000			
400 Big Bear	2007-2014	85100	85200			15-0050	17-0000			
400 Grizzly	2007-2014	85100	85200			15-0050	17-0000			

					STORM CHASER / HIGH RISE PLOW		SWITCHBLADE PLOW FITMENT	QUICK-MOUNT WINCH KIT		ATV WINCH MOUNT
ATV MODEL	YEAR	RECEIVER HITCH	SUSPENSION LOCK		VEHICLE MOUNT	UNIVERSAL MOUNT		STEEL 2500 LB	SYNTHETIC 3500 LB	
YAMAHA® CONT.					YAMAHA® CONT.					
400 Kodiak	2003-2006	85100	85200		15-5590	15-0050	17-0000			
450 Grizzly (ALL)	2007-2014	85100	85200		15-5590	15-0050	17-0000			
450 Kodiak	2005-2006	85100	85200		15-5590	15-0050	17-0000			
450 Kodiak	2018-2023	85100	85200		15-5650	15-0050	17-0000			
550 Grizzly	2009-2014	85100	85200		15-5640	15-0050	17-0000			25-5250
600 Grizzly	01 & Older					15-0050	17-0000			
660 Grizzly	2002-2008	85100	85200		15-5640	15-0050	17-0000			25-5171
700 Grizzly (ALL)	2007-2015	85100	85200		15-5640	15-0050	17-0000			25-5250
700 Grizzly (ALL)	2016-2023	85100	85200		15-5640	15-0050	17-0000	26-5000		25-5300
700 Kodiak (ALL)	2016-2023	85100	85200		15-5640	15-0050	17-0000	26-5000		25-5300

* Requires Universal Fairlead Mount Bracket included with winch kit

** Requires low-profile pan screws for installation of winch to bracket on 2021 models

NOTES:

This image shows a single sheet of white paper with horizontal ruling lines. The lines are evenly spaced and run across the width of the page. There are no margins, text, or other markings on the paper.

		WINDSHIELDS								ROOFS		PLOW SYSTEM		QUICK-MOUNT WINCH KIT		UTV WINCH MOUNT
UTV MODEL	YEAR	GLASS	HALF FOLD.	HALF FIXED	FULL FIXED	FULL TILT	OTHER	REAR PANEL		METAL	POLY	FRONT-CONNECT	SWITCHBLADE	SYNTH 3500 LB	SYNTH 4500 LB	
ARCTIC CAT® / TEXTRON®										ARCTIC CAT® / TEXTRON®						
Wildcat Trail/ Trail XT/ Sport/ Sport XT	2014-2017			2466									17-5000			OEM Equipped
Wildcat / X / 4 / 4X / 1000 / GT 1000	2012-2017										1497 (NA 4 model)*		17-5000			OEM Equipped
Wildcat X 1000	2015-2017												17-5000			OEM Equipped
Stampede 900 / 4X 900	2017-2020			2467	2468	2469		2470					17-5000			OEM Equipped
Havoc / Havoc X	2018-2020			2467	2468	2469		2470					17-5000			OEM Equipped
Prowler	2009-2017												17-5000			OEM Equipped
Prowler HDX 700	2011-2017												17-5000			25-6130
Prowler Pro / Pro Crew	2019-2023											35-8000 j	17-5000			25-6130
BOBCAT®										BOBCAT®						
UV34	2019-2022											35-3050 k,m,o			26-3000`	25-3500 b,e,f
UV34XL	2019-2022											35-3050 k,m,o			26-3000 _a , `	25-3500 b,e,f
CAN-AM®										CAN-AM®						
Defender HD5 (DPS, BASE)	2017-2021	28400 b, e			3017	3015		3019		29400 a, d, g		35-7000	17-5000		26-7020	25-7110
Defender HD7 (DPS, BASE)	2022-2023	28400 b, e			3017	3015		3019		29400 a, d, g		35-7000	17-5000		26-7020	25-7110
Defender HD8 (DPS, XT, BASE)	2017-2021	28400 b, e			3017	3015		3019		29400 a, d, g		35-7000			26-7020	25-7110
Defender HD8 (CAB Package)	2018-2021	28400 b, e			3017	3015		3019		29400 a, d, g		35-7000			26-7020	25-7110
Defender HD9 (DPS, XT, BASE)	2022-2023	28400 b, e			3017	3015		3019		29400 a, d, g		35-7000			26-7020	25-7110
Defender HD9 (CAB Package)	2022-2023	28400 b, e			3017	3015		3019		29400 a, d, g		35-7000			26-7020	25-7110
Defender HD10 (DPS, XT, BASE)	2019-2023	28400 b, e			3017	3015		3019		29400 a, d, g		35-7000			26-7020	25-7110
Defender HD10 (DPS, XT, BASE)	2016-2018	28400 b, e			3017	3015		3019		29400 a, d, g		35-7000			26-7020	25-7110
Defender HD10 (CAB Package)	2018-2023	28400 b, e			3017	3015		3019		29400 a, d, g		35-7000			26-7020	25-7110
Defender HD10 XTP	2018-2020	28400 b, e			3017	3015		3019		29400 a, d, g		35-7000			26-7020	25-7110
Defender HD10 XMR	2018-2023	28400 b, e			3017	3015		3019		29400 a, d, g		35-7000			26-7020	25-7110

		WINDSHIELDS								ROOFS		PLOW SYSTEM		QUICK-MOUNT WINCH KIT		UTV WINCH MOUNT
UTV MODEL	YEAR	GLASS	HALF FOLD.	HALF FIXED	FULL FIXED	FULL TILT	OTHER	REAR PANEL		METAL	POLY	FRONT-CONNECT	SWITCHBLADE	SYNTH 3500 LB	SYNTH 4500 LB	
CAN-AM® CONT.										CAN-AM® CONT.						
Defender MAX HD7 (BASE)	2022-2023	28400 b, e			3017	3015		3019		29420 a, d, g		35-7000	17-5000		26-7020	25-7110
Defender MAX HD8 (DPS/BASE)	2019-2021	28400 b, e			3017	3015		3019		29420 a, d, g		35-7000	17-5000		26-7020	25-7110
Defender MAX HD8 (XT, CAB Package)	2019-2020	28400 b, e			3017	3015		3019		29420 a, d, g		35-7000	17-5000		26-7020	25-7110
Defender MAX HD9 (DPS, XT, BASE)	2022-2023	28400 b, e			3017	3015		3019		29420 a, d, g		35-7000	17-5000		26-7020	25-7110
Defender MAX HD10 XMR	2019-2023	28400 b, e			3017	3015		3019		29420 a, d, g		35-7000	17-5000		26-7020	25-7110
Defender MAX HD10 (DPS, XT, Lonestar, CAB Package)	2019-2023	28400 b, e			3017	3015		3019		29420 a, d, g		35-7000	17-5000		26-7020	25-7110
Defender MAX HD10 / HD8 (CAB Package, Lonestar)	2018	28400 b, e			3017	3015		3019		29420 a, d, g		35-7000	17-5000		26-7020	25-7110
Defender MAX HD10 / HD8 (DPS, XT, BASE)	2017-2018	28400 b, e			3017	3015		3019		29420 a, d, g		35-7000	17-5000		26-7020	25-7110
Defender 6x6 HD10 (DPS, XT) / PRO HD10 (DPS, XT) (All)	2020-2023	28400 b, e			3017	3015		3019		29420 a, d, g		35-7000	17-5000		26-7020	25-7110
Defender PRO HD10 (CAB Package, Lonestar)	2021-2023	28400 b, e			3017	3015		3019		29420 a, d, g		35-7000	17-5000		26-7020	25-7110
Commander 1000/800 (All)	2011-2013			2707 (UC)		3000		2735				35-7010	17-5000			25-7070
Commander 1000/800 (All)	2014-2020			2707 (UC)		3000		2743 (NA MAX)				35-7010	17-5000			25-7070
Commander 700 (DPS, XT)	2022-2023											35-7020 j				25-7110
Commander 1000 (DPS , XT, XTP) / MAX 1000 ((DPS , XT, XTP))	2021-2023											35-7020 j	17-5000			25-7110
Maverick / X rs	2013				2708			2735					17-5000			25-7080
Maverick / X rs	2014-2018				2708			2743 (NA MAX)					17-5000			25-7080
Maverick Trail 700	2022-2023											35-7020 j				25-7110
Maverick Trail 800	2018-2021											35-7020 j				25-7110
Maverick Trail 1000	2018-2023											35-7020 j				25-7110
Maverick Sport 1000 (DPS, BASE, XMR, XRC, XXC) / MAX 1000 (DPS)	2019-2023											35-7020 j				25-7110
Maverick X3	2017-2023	28410 b, e		3006			3007 (FV)			29410 d, g			17-5000			25-7090
Maverick MAX X3	2017-2023	28410 b, e		3006			3007 (FV)			29430 d, g			17-5000			
Maverick Trail / Sport	2018-2022											35-7020	17-5000			25-7110

		WINDSHIELDS								ROOFS		PLOW SYSTEM		QUICK-MOUNT WINCH KIT		UTV WINCH MOUNT
UTV MODEL	YEAR	GLASS	HALF FOLD.	HALF FIXED	FULL FIXED	FULL TILT	OTHER	REAR PANEL		METAL	POLY	FRONT-CONNECT	SWITCHBLADE	SYNTH 3500 LB	SYNTH 4500 LB	
CAN-AM® CONT.										CAN-AM® CONT.						
Maverick Max	2013-2018				2708								17-5000			25-7080
CATERPILLAR®									CATERPILLAR®							
CUV82	2019-2021											35-8000 j				25-6130
CUV85	2019-2021											35-8000 j				25-6130
CUV102 D	2019-2021											35-8000 j				25-6130
CUV105 D	2019-2021											35-8000 j				25-6130
CUSHMAN®									CUSHMAN®							
Hauler 4x4 (Gas & Diesel)	2019-2020											35-8000 j				25-6130
Hauler 4x4 Crew (Gas & Diesel)	2019-2020											35-8000 j				25-6130
CF-MOTO®									CF-MOTO®							
UFORCE 500/800	2013-2020												17-5000			
UFORCE 600	2022											35-9010 j	17-5000			
UFORCE 1000	2019-2022											35-9000	17-5000			
UFORCE 1000	2022											35-9000	17-5000			
ZFORCE 500/800/1000	2014-2020												17-5000			
GRAVELY®									GRAVELY®							
Atlas JSV	2015-2021	28110		2633	2629	2623		2624		29110	27110	35-3000 j	17-5000			25-3400
HONDA®									HONDA®							
Big Red	2009-2013												17-5000			25-1180
Pioneer 500	2015-2022			2761 2766(UC)	2764	2760		2763				35-1020 L	17-5000			25-1250
Pioneer 520	2021-2022			2761 2766(UC)	2764	2760						35-1020 L	17-5000			25-1250
Pioneer 700 (2-passenger)	2014-2023	28210 f			2722	2737		2724		29215 d	27125 d	35-1010 L	17-5000	26-1040		25-1280
Pioneer 700-4 (4-passenger)	2014-2023	28210 f			2722	2737		2724~		29220 d		35-1010 L	17-5000	26-1040		25-1280
Pioneer 1000 (3-passenger)	2016-2022	28200 e		2787				2788		29200 d		35-1000	17-5000		26-1000	25-1290
Pioneer 1000-5 (5-passenger)	2016-2022	28200 e		2787						29210 d		35-1000	17-5000		26-1000	25-1290
Pioneer 1000-6 (6-passenger)	2023	28200 e										35-1000	17-5000		26-1000	25-1290

		WINDSHIELDS								ROOFS		PLOW SYSTEM		QUICK-MOUNT WINCH KIT		UTV WINCH MOUNT
UTV MODEL	YEAR	GLASS	HALF FOLD.	HALF FIXED	FULL FIXED	FULL TILT	OTHER	REAR PANEL		METAL	POLY	FRONT-CONNECT	SWITCHBLADE	SYNTH 3500 LB	SYNTH 4500 LB	
HONDA® CONT.										HONDA® CONT.						
Talon 1000 (2-passenger)	2019-2022	28220								29230 d, g		35-1030	17-5000		26-1050	25-1300
Talon 1000-4 (4-passenger)	2020-2022	28220								29240 d, g		35-1030	17-5000		26-1050	25-1300
JOHN DEERE®										JOHN DEERE®						
XUV 625i	2012-2021											35-4010	17-5000			25-8810
XUV 825E / 825i / 825M / 825i S4 / 825M S4	2011-2022											35-4010				25-8810
XUV 855E / 855D / 855M / 855D S4 / 855M S4	2012-2022						2900 (H)	2744 (N/A S4)				35-4010	17-5000			25-8810
HPX 615E / 815E	2018-2022											35-4010				25-8810
RSX850i	2013-2015															25-8820*
RSX860i / 860M	2016-2021															25-8820*
XUV 550 / 550 S4 / 560 / 560E / 560 S4/ 560E S4	2012-2022				2716	2903		2734				35-4020	17-5000			25-8820*
XUV 625i / 620i / 825i / 850D / 855D / HPX 4x4	2003-2012						2900 (H)	2733				35-4010	17-5000			25-8810
XUV 590E / 590i / 590M / 590E S4 / 590i S4 / 590M S4	2012-2022											35-4020				25-8820*
XUV 835E / 835M / 835R / 865E / 865M / 865R	2018-2022											35-4000	17-5000			25-7110*
KAWASAKI®										KAWASAKI®						
Teryx 750	2008-2013					1460						35-2010	17-5000			25-2320
Teryx 800	2014-2015					1462		1466				35-2010	17-5000			25-2320*
Teryx 800 (2-passenger)	2016-2023	28310 e			1467	1468		1466		29315		35-2010	17-5000			25-2320*
Teryx 800 S	2021-2023	28310			1467	1468				29315		35-2010	17-5000			25-2320*
Teryx 4 800 S	2021-2023	28310			1467	1468				29310		35-2010	17-5000			25-2320*
Teryx 4 750	2012-2013					1462						35-2010	17-5000			25-2320*
Teryx 4 800	2014-2015					1462						35-2010	17-5000			25-2320*
Teryx 4 800 (4-passenger)	2016-2023	28310 e			1467	1468				29310		35-2010	17-5000			25-2320*
Teryx KRX 1000	2020-2023											35-2050 L				25-2380
Mule 3000 / 3010	2008 & Older															OEM Equipped
Mule 4000 / 4010 / Trans / Diesel	2009-2012					2500 (H)						35-2040 k	17-5000			25-2330
Mule 4000 / 4010 / Trans / Diesel	2013-2023					2500 (H)						35-2040 k	17-5000			25-2340*
Mule Pro-FXT	2015-2023	28300 b, e	2522	2523	2524	2520				29300		35-2000 L	17-5000		26-2000	25-2370

		WINDSHIELDS								ROOFS		PLOW SYSTEM		QUICK-MOUNT WINCH KIT		UTV WINCH MOUNT
UTV MODEL	YEAR	GLASS	HALF FOLD.	HALF FIXED	FULL FIXED	FULL TILT	OTHER	REAR PANEL		METAL	POLY	FRONT-CONNECT	SWITCHBLADE	SYNTH 3500 LB	SYNTH 4500 LB	
KAWASAKI®										KAWASAKI®						
Mule Pro-DXT (6-pass)	2016-2022											35-2000 L	17-5000			
Mule Pro-DX	2016-2022	28300 b, e			2524	2520				29320		35-2000 L	17-5000		26-2000	25-2370
Mule Pro-FX	2016-2023	28300 b, e			2524	2520				29320		35-2000 L	17-5000		26-2000	25-2370
Mule Pro-FXR	2018-2023		2522	2523								35-2000 L	17-5000		26-2000	25-2370
Mule Pro-MX	2019-2023											35-2030 j	17-5000			OEM Equipped*
Mule 600/ 610/ 610 XC	2005-2016					2510							17-5000			25-2240
Mule SX	2017-2023						2512 (H)	2513				35-2020	17-5000			25-2360
HUBOTA®										HUBOTA®						
RTV900 / 1140 / RTV-X Series	2009-2019												17-5000			
HYMCO										HYMCO						
UXV 450	2015-2020												17-5000			
UXV 500/700	2009-2020												17-5000			
POLARIS										POLARIS						
Brutus HD / HDPTO	2013-2018	28110 b		2633(UC)	2629		2623	2624		29110 a	27110 c		17-5000			
General 1000 (ALL)	2016-2023			2635								35-3020	17-5000			25-3360
General 4 1000 (ALL)	2017-2022			2635								35-3020	17-5000			25-3360
General XP 1000 (ALL)	2020-2023			2635								35-3020	17-5000			25-3360
General XP 4 1000 (ALL)	2020-2023			2635								35-3020	17-5000			25-3360
Ranger 150	2018-2023						2150 (C)				2150 (C)					
Ranger 400 / EV	2010-2014					2630		2732				35-3010 j	17-5000	26-3025		25-3420
Ranger ETX / EV	2015-2022	28115 b, e				2745		2747		29115 a, g	27115 c, g	35-3010 j	17-5000	26-3025		25-3420
Ranger TM 2x4 Full-Size	2004-2006											35-3060 L,j	17-5000			25-3221
Ranger 425 2x4 Full-Size	2001-2004											35-3060 L,j	17-5000			25-3221
Ranger 500 2x4 Full-Size	2001-2004											35-3060 L,j	17-5000			25-3221
Ranger 500 2x4 Full-Size	2005-2008					2611		2730				35-3060	17-5000			25-3221
Ranger 500 4x4 Full-Size	2003-2004											35-3060 L,j	17-5000			25-3221
Ranger 500 4x4 Full-Size	2005-2008					2611		2730				35-3060	17-5000			25-3221
Ranger 500 6x6 Full-Size	2002-2004											35-3060 L,j	17-5000			25-3221

		WINDSHIELDS								ROOFS		PLOW SYSTEM		QUICK-MOUNT WINCH KIT		UTV WINCH MOUNT
UTV MODEL	YEAR	GLASS	HALF FOLD.	HALF FIXED	FULL FIXED	FULL TILT	OTHER	REAR PANEL		METAL	POLY	FRONT-CONNECT	SWITCHBLADE	SYNTH 3500 LB	SYNTH 4500 LB	
POLARIS CONT.										POLARIS CONT.						
Ranger 500 6x6 Full-Size	2005					2611		2730				35-3060	17-5000			25-3221
Ranger 500 Full-Size	2009							2731		29130		35-3010 j	17-5000			25-3420
Ranger 500 Full-Size	2010	28130 b, e				2621		2731		29130		35-3010 j	17-5000			25-3420
Ranger 500 (Mid-Size, Round Tube)	2011-2013					2630		2732				35-3010 j	17-5000	26-3025		25-3420
Ranger 500 (Mid-Size, Round Tube)	2017-2022	28115 b, e				2745		2747		29115 a, g	27115 c, g	35-3010	17-5000	26-3025		25-3420
Ranger 500 Crew (Mid-Size, Round Tube)	2011-2013					2630		2732				35-3010	17-5000	26-3025		25-3420 _a
Ranger 570 (Mid-Size, Round Tube)	2014					2630		2732				35-3010 j	17-5000	26-3025		25-3420
Ranger 570 (Mid-Size, Profile Tube)	2015-2021	28115 b, e				2745		2747		29115 a, g	27115 c, g	35-3010 j	17-5000	26-3025		25-3420
Ranger 570 Crew (Mid-Size, Profile Tube)	2014					2630		2747				35-3010 j	17-5000	26-3025		25-3420
Ranger 570 Crew (Mid-Size, Profile Tube)	2015-2021	28115 b, e				2745		2747		29125 a, g, h		35-3010 j	17-5000	26-3025 _a		25-3420 _a
Ranger 570 (Full-Size, Round Tube)	2016-2023	28130 b, e				2621		2731		29130		35-3010 j	17-5000	26-3025		25-3420
Ranger 570 Crew (Full-Size, Round Tube)	2016-2023	28130 b, e				2621		2731		29160		35-3010	17-5000	26-3025 _a		25-3420 _a
Ranger XP 570 (Profile Tube)	2015-2016	28110 b, e		2633(UC)	2629	2623		2624		29110 a, g	27110 c, g	35-3010	17-5000		26-3000	25-3400
Ranger XP 570 Crew (Profile Tube)	2015-2016	28110 b, e		2633(UC)	2629	2623		2624		29120 a, g	27105 c, g	35-3010	17-5000		26-3000 _a	25-3400 _a
Ranger SP 570 (All except base model)	2022-2023	28115 b, e			2774	2779		2747		29115 a, g	27115 c, g	35-3080	17-5000	26-3040		25-3430
Ranger Crew SP 570 (All except base model)	2022	28115 b, e			2774	2779		2747		29125 a, g, h		35-3080	17-5000	26-3040 _a		25-3430 _a
Ranger SP 570 Base Model (Non-EPS)	2022	28115 b, e			2774	2779		2747		29115 a, g	27115 c, g	35-3080	17-5000	26-3040		25-3430
Ranger Crew SP 570 Base Model (Non-EPS)	2022	28115 b, e			2774	2779		2747		29125 a, g, h		35-3080	17-5000	26-3040 _a		25-3430
Ranger 700 4x4 Full-Size	2005-2008					2611		2730				35-3060j	17-5000			25-3221*
Ranger 700 4x4 Full-Size Crew	2008-2009					2611		2730				35-3060 j	17-5000			25-3221
Ranger 700 4x4 Full-Size	2009											35-3010 j	17-5000			25-3420
Ranger 700 6x6 Full-Size	2006-2009					2611		2730				35-3060 j	17-5000			25-3221
Ranger 800 6x6 Full-Size	2010-2016	28130 b,e				2621		2731		29130		35-3010 j	17-5000			25-3420
Ranger 800 Mid-Size	2013-2014					2630		2732				35-3010 j	17-5000	26-3025		25-3420
Ranger XP 800 Full-Size	2010-2014	28130 b, e				2621		2731		29130		35-3010 j	17-5000	26-3025		25-3420
Ranger XP 800 Crew Full-Size	2010-2014	28130 b, e				2621		2731		29160		35-3010 j	17-5000			25-3420 _a
Ranger XP 900 (Profile Tube)	2013-2019	28110 b, e		2633(UC)	2629	2623		2624		29110 a, g	27110 c, g	35-3000 j	17-5000		26-3000	25-3400

		WINDSHIELDS								ROOFS		PLOW SYSTEM		QUICK-MOUNT WINCH KIT		UTV WINCH MOUNT
UTV MODEL	YEAR	GLASS	HALF FOLD.	HALF FIXED	FULL FIXED	FULL TILT	OTHER	REAR PANEL		METAL	POLY	FRONT-CONNECT	SWITCHBLADE	SYNTH 3500 LB	SYNTH 4500 LB	
POLARIS CONT.										POLARIS CONT.						
Ranger XP 900 Crew (Profile Tube)	2014-2019	28110 b, e		2633(UC)	2629	2623		2624		29120 a, g	27105 c, g	35-3000 j	17-5000		26-3000 _a	25-3400 _a
Ranger XP 1000 (Profile Tube)	2017	28110 b, e		2633(UC)	2629	2623		2624		29110 a, g	27110 c, g	35-3000 j	17-5000		26-3000	25-3400
Ranger XP 1000 Crew (Profile Tube)	2017-2018	28110 b, e		2633(UC)	2629	2623		2624		29120 a, g	27105 c, g	35-3000 j	17-5000		26-3000 _a	25-3400
Ranger 1000 (All except base model)	2020-2023	28110 b, e		2633(UC)	2638			2624		29110 a, g	27110 c, g	OEM Equipped	17-5000		26-3000	25-3400
Ranger 1000 Crew (All except base model)	2020-2023	28110 b, e		2633(UC)	2638			2624		29120 a, g	27105 c, g	OEM Equipped	17-5000		26-3000	25-3400
Ranger 1000 Base Model Only (Non-EPS)	2020-2022	28110 b, e		2633(UC)	2638			2624		29110 a, g	27110 c, g	35-3050 m	17-5000		26-3000'	25-3400'
Ranger 1000 Crew Base Model Only (Non-EPS)	2020-2022	28110 b, e		2633(UC)	2638			2624		29120 a, g	27105 c, g	35-3050 m	17-5000		26-3000'	25-3400'
Ranger XP 1000 High Lifter Edition	2019-2022	28110 b, e		2633(UC)	2638			2624		29110 a, g	27110 c, g	35-3070 j	17-5000			
Ranger XP 1000 Crew High Lifter Edition	2019-2022	28110 b, e		2633(UC)	2638			2624		29120 a, g	27105 c, g	35-3070 j	17-5000			
Ranger XP 1000 Big Game / Waterfowl Edition	2021	28110 b, e		2633(UC)	2638			2624		29110 a, g	27110 c, g	35-3070 j	17-5000			
Ranger XP 1000 Crew Big Game / Waterfowl Edition	2021	28110 b, e		2633(UC)	2638			2624		29120 a, g	27105 c, g	35-3070 j	17-5000			
Ranger XP 1000 (Profile Tube)	2018-2023	28110 b, e		2633(UC)	2638			2624		29110 a, g	27110 c, g	OEM Equipped	17-5000		26-3000	25-3400
Ranger XP 1000 Crew (Profile Tube)	2019-2023	28110 b, e		2633(UC)	2638			2624		29120 a, g	27105 c, g	OEM Equipped	17-5000		26-3000	25-3400
Ranger 900 Diesel	2011-2014	28130 b, e				2621		2731		29130		35-3010 j	17-5000			25-3420
Ranger Diesel/ HST	2015-2018	28110 b		2633(UC)	2629	2623		2624		29110 a	27110 c	35-3000 j	17-5000		26-3000	25-3400
Ranger Diesel Crew	2012-2014	28130 b, e				2621		2731		29160		35-3010 j	17-5000			25-3420
Ranger Diesel Crew	2015-2018	28110 b		2633(UC)	2629	2623		2624		29120 a	27105 c	35-3000 j	17-5000		26-3000 _a	25-3270
Ranger XP Kinetic	2023	28110 b, e		2633(UC)	2638			2624		29110 a, g	27110 c, g	OEM Equipped	17-5000		26-3000	25-3400
Pro XD Full-Size	2019-2023	28110 b, e		2633(UC)	2638			2624		29110 a, g	27110 c, g	35-3000 j	17-5000		26-3000	25-3400
Pro XD Mid-Size	2022-2023	28115 b, e		2633(UC)	2638			2747		29115 a, g	27115 c, g	OEM Equipped	17-5000	26-3040		25-3040
Pro XD Crew Full-Size	2019-2023	28110 b, e		2633(UC)	2638			2624		29120 a, g	27105 c, g	35-3000 j	17-5000		26-3000	25-3400
Pro XD Crew Mid-Size	2022-2023	28115 b, e		2633(UC)	2638			2747		29125 a, g, h		OEM Equipped	17-5000	26-3040		25-3040
RZR 170	2009-2021						2100 (C)				2100 (C)					
RZR 200	2021-2023						2110 (C)				2110 (C)					
RZR 570 / S 570	2011-2022			2008		2010	2007 (FV)	2726				35-3040	17-5000			25-3270
RZR 800	2008-2010, 2012-2015			2008		2010	2007 (FV)	2726				35-3040	17-5000			25-3270
RZR 800	2011			2008		2010	2007 (FV)					35-3040	17-5000			25-3270

		WINDSHIELDS								ROOFS		PLOW SYSTEM		QUICK-MOUNT WINCH KIT		UTV WINCH MOUNT
UTV MODEL	YEAR	GLASS	HALF FOLD.	HALF FIXED	FULL FIXED	FULL TILT	OTHER	REAR PANEL		METAL	POLY	FRONT-CONNECT	SWITCHBLADE	SYNTH 3500 LB	SYNTH 4500 LB	
POLARIS CONT.										POLARIS CONT.						
RZR 800 S	2009-2010, 2012-2014			2008		2010	2007 (FV)	2726				35-3040	17-5000			25-3270
RZR 800 S	2011			2008		2010	2007 (FV)					35-3040	17-5000			25-3270
RZR 4 800 (4-Passenger)	2010-2014			2008		2010	2007 (FV)					35-3040	17-5000			25-3270
RZR XP 900	2011			2008		2010	2007 (FV)					35-3040	17-5000			
RZR XP 900	2012-2014			2008		2010	2007 (FV)					35-3040	17-5000			
RZR 900 / S 900 / S 1000	2015-2020			2771	2739	2738				29100 a (steel) 29105 g (aluminum)	27100 c,d,g	35-3030	17-5000			25-3360
RZR XP 4 900	2012-2014			2008		2010							17-5000			
RZR XP 4 900	2015-2018	28100 b, f		2771	2739	2738				29150 d, g		35-3030	17-5000			25-3360
RZR 4 800 (4 passenger)	2010-2014			2008		2010	2007 (FV)						17-5000			25-3270
RZR 900 Trail (All 50")	2021-2023											35-3030 n	17-5000			25-3360
RZR 900 Trail S (All 60")	2021-2023											35-3030 n	17-5000			25-3360
RZR 1000 Trail S (All 60")	2021-2023											35-3030 n	17-5000			25-3360
RZR XP 1000 (All)	2014-2018	28100 b, f		2771	2739	2738		2742		29100 (steel) 29105 (aluminum)	27100 c, d, g	35-3030	17-5000			25-3360
RZR XP 1000 (All)	2019-2023	28140 b, f		2756	2755	2754		2742		29100 (steel) 29105 d, g (aluminum)	27100 c, d, g	35-3030	17-5000			25-3360
RZR XP 1000 (All 2 passenger)	2024				2790	2791		2792				35-3090	17-5000		26-3300	25-3440
RZR XP 4 1000 (All 4 passenger)	2014-2018	28100 b, f		2771	2739	2738		2753		29150 d, g		35-3030	17-5000			25-3360
RZR XP 4 1000 (All 4 passenger)	2019-2023	28140 b, f		2756	2755	2754		2753		29150 d, g		35-3030	17-5000			25-3360
RZR XP 4 1000 (All 4 passenger)	2024				2790	2791		2792				35-3090	17-5000		26-3300	25-3440
RZR S4 1000	2019-2020	28100 b, f		2771	2739	2738				29150 d, g		35-3030	17-5000			25-3360
RZR XP Turbo 1000	2016-2018	28100 b, f		2771	2739	2738		2742		29100(steel) 29105 (aluminum) d, g	27100 c, d, g	35-3030	17-5000			25-3360
RZR Turbo S / XP Turbo S	2018-2021												17-5000			
RZR XP Turbo	2019-2021	28140 b, f		2756	2755	2754		2742		29100(steel) 29105 (aluminum) d, g	27100 c, d, g	35-3030	17-5000			25-3360

		WINDSHIELDS								ROOFS		PLOW SYSTEM		QUICK-MOUNT WINCH KIT		UTV WINCH MOUNT
UTV MODEL	YEAR	GLASS	HALF FOLD.	HALF FIXED	FULL FIXED	FULL TILT	OTHER	REAR PANEL		METAL	POLY	FRONT-CONNECT	SWITCHBLADE	SYNTH 3500 LB	SYNTH 4500 LB	
POLARIS CONT.										POLARIS CONT.						
RZR XP 4 Turbo	2016-2018	28100 b, f		2771	2739	2738		2753			29150 d, g		35-3030			
RZR XP 4 Turbo	2019-2023	28140 b, f		2756	2755	2754		2753		29150 d, g		35-3030	17-5000			25-3360
RZR Pro XP	2020-2023	28120 b, f								29140						
RZR Pro XP 4	2020-2023	28120 b, f														
RZR Turbo R	2022-2023	28120 b, f								29140						
RZR Turbo R 4	2022-2023	28120 b, f														
TRACKER										TRACKER						
800 SX	2019-2022											35-8000 j	17-5000			25-6130
800SX Crew	2019-2022											35-8000 j	17-5000			25-6130
YAMAHA®										YAMAHA®						
Rhino	2004-2013					1487							17-5000			25-5260
Wolverine 700	2016-2018					2780		2781					17-5000			25-5280
Wolverine X2 850	2019	28500 b, f								29500			17-5000			25-5280
Wolverine X2 850	2020	28500 b, f								29500		35-5000	17-5000			OEM Equipped*
Wolverine X2 850	2021-2023											35-5000	17-5000			OEM Equipped*
Wolverine X4 850	2018-2019	28500 b, f								29510			17-5000			25-5310
Wolverine X4 850	2020	28500 b, f								29510		35-5000	17-5000			OEM Equipped*
Wolverine X4 850	2021-2023											35-5000	17-5000			OEM Equipped*
Wolverine 1000 RMAX2	2021-2023											35-5020	17-5000			25-7110
Wolverine 1000 RMAX4	2021-2023											35-5020	17-5000			25-7110
Viking (3 passenger)	2014-2023					2736	2721					35-5010	17-5000			25-5310
Viking VI (6 passenger)	2015-2023					2736	2721					35-5010 k,j	17-5000			25-5310
YZZ 1000R (All)	2016-2018			2785	2784		2783									

a	Compatible with OEM rear glass panel	f	Compatible with Short Wiper Kit 28005	L	Requires Drilling
b	Compatible with OEM roof	g	Compatible with OEM rear Polycarbonate panel	UC	Uncoated Polycarbonate, Good
c	Compatible with Kolpin Glass Windshield	h	Compatible with OEM Windshield	FV	Full Windshield w/Vent
d	Compatible with OEM rear fabric panel	j	Includes 2" Receiver built into Plow Mount	~	Mid-Panel
e	Compatible with Long Wiper Kit 28000	k	Requires Kolpin Winch Mount	QR	Quick Release

m	Includes Winch Roller Mounting location built into plow mount	H	Hinged for Hood Access	C	Front & Rear Windshield Combo
n	If OEM Accessory High Coverage Bumper 2884732 is installed, it will need to be temporarily removed when 35-0070 plow frame is connected	^	Metal Roof Compatible Kolpin Polycarbonate Rear Panel	^a	Requires Extra Long Battery Connection Cable Kit (85095)
o	Requires Trimming of Plastic Grille	^^	Vac Form Poly Roof Compatible Kolpin Polycarbonate Rear Panel	*	Requires Universal Fairlead Mount Bracket included with winch kit



FRIENDS & PARTNERS


Like the old adage, “you are the company you keep,” we couldn’t be more proud to call some of the finest outdoors-men and women, most iconic brands, and truly epic photographers in the industry some of our best friends.

From photoshoots, to demo products and tradeshow collaborations, to promotions and exchanging ideas around the campfire, we want to say THANK YOU for being the best company to keep.

Our jobs, our adventures, and our lives are better with you in it!

PLEASE SUPPORT THESE
GREAT PARTNER COMPANIES!





KOLPIN WARRANTY

KOLPIN'S COMMITMENT TO YOU

At Kolpin Outdoors, we stand behind every product we make and take care of every one of our customers. It's a promise Howard Kolpin first made in 1943, and one we continue to uphold to this day.

If your Kolpin product fails or doesn't live up to your expectations, please reach out to our technical service team; they'll be happy to answer your questions or assist you with necessary repairs or replacements.

Email us at customerservice@kolpin.com or call us at 877-9-KOLPIN. We still answer the phone.

Our Warranty does not cover damages caused by improper care, usage, accidents or natural breakdown of materials over extended use and time defined at Kolpin's discretion.

- Kolpin products are warranted against defects in materials and workmanship for 1 Year from the date of purchase.
- Kolpin winches are warranted against defects in materials and workmanship for 5 Years on mechanical components and 3 Years for electrical components from the date of purchase.
- Kolpin UTV Conqueror Front-Connect, High-Rise & Storm Chaser Push Tubes & Mounts are warranted against defects in materials & workmanship for 2 years from the date of purchase
- Kolpin Switchblade Plow Systems and Plow Accessories are warranted against defects in materials & workmanship for 1 years from the date of purchase.

Disclaimer: Kolpin Outdoors reserves the right to make changes in our products without notice as the need arises. At the time of printing, we believe all specifications and applications are correct but are subject to change. All of our application and fitment charts for Kolpin Outdoors products can be found online at: <https://www.kolpin.com/fitment-guides>

⚠ This product is designed to fit most vehicles, however Kolpin does not guarantee vehicle fitment for all vehicles. See [kolpin.com](https://www.kolpin.com) for the latest vehicle fitment. We reserve the right to make modifications / improvements to our products at any time. Pictures are a representation of the product you will be getting but may vary due to product revisions.





The following are trademarks and registered trademarks of the following companies:

Arctic Cat®, Alterra®, Wildcat® and Prowler® are registered trademarks of ºArctic Cat Inc.; Stampede® and Textron® are registered trademark of ºTextron, Inc.; Bobcat® is a registered trademark of ºClark Equipment Company Corporation; Defender®, Can-Am®, LinQ®, Commander®, Maverick® and Renegade® are registered trademarks of ºBombardier Recreational Products Inc.; CFMOTO®, FORCE®, UFORCE®, ZFORCE® are registered trademarks of ºZhejiang CFMoto Power Co., Ltd.; Caterpillar® is a registered trademark of ºCaterpillar Inc.; Cushman® is a registered trademark of ºTextron Innovations Inc.; Honda®, Fourtrax®, Foreman®, Pioneer®, BIG RED®, TALON®, Rancher®, and Rincon® are registered trademarks of ºHonda Motor Company, Ltd.; RUBICON® is a registered trademark of ºFCA US LLC; Kawasaki®, Brute Force®, and Teryx® are registered trademarks of ºKawasaki Heavy Industries, Ltd.; Suzuki®, and KingQuad®, are registered trademarks of ºSuzuki Motor Corporation; Yamaha®, Grizzly®, Kodiak®, Viking®, Raptor®, and Wolverine® are registered trademarks of ºYamaha Hatsudoki Kabushiki Kaisha; Gravelly® and Atlas JSV® are registered trademarks of ºAriens Company; John Deere®, GATOR®, and PRO GATOR® are registered trademarks of ºDeere & Company; Toro®, Dingo® and Workman® are registered trademarks of ºThe Toro Company; Kubota® is a registered trademark of ºKubota Corporation; New Holland® is a registered trademark of ºCNH Industrial N.V.; Bluetooth® is a registered trademark of ºBluetooth Sig, Inc.; º509® is a registered trademark of Teton Outfitters, LLC; ºALPS MOUNTAINEERING® and ALPS OUTDOORZ® are registered trademarks of Active Lifestyle Products & Services Inc.; ºBenelli® is a registered trademark of BENELLI ARMI S.P.A.; ºBlue42® is a registered trademark to Relevant Power Solutions, LLC; ºBoone and Crockett Club® is a registered trademark of Boone and Crockett Club; ºBrowning® is a registered trademark of Browning Corporation; ºConfluence Group™ is a service trademark of The Honey Brake Confluence, LLC DBA The Confluence Group LIMITED LIABILITY COMPANY; ºCRUSH WITH LEE & TIFFANY® is a registered trademark of LT Lakosky, LLC; Delta Waterfowl® is a registered trademark of Delta Waterfowl Foundation; ºDo-All Outdoors® is a registered trademark of Do-All Traps, LLC DBA DO-ALL OUTDOORS, LLC; ºDokken’s® is a registered trademark of Dokken’s Dog Supply, Inc.; ºFilson® is a registered trademark of C.C. Filson Co.; ºFisher Design® is a registered trademark of Fisher Design, Inc.; ºGoWild™ is a service trademark of GOWILD ALPHA INC. CORPORATION; ºGUIDEFITTER® is a registered trademark of GUIDEFITTER, INC.; ºGunner Kennels® is a registered trademark of Edmonds Outdoors, LLC; ºHayden Outdoors® is a registered trademark of Hayden Outdoors, L.L.C.; ºHunt Masters® is a registered trademark by Gregg Ritz IP, LLC; ºMathews® is a registered trademark of MCP IP, LLC; ºMTN OPS® is a registered trademark of MTN OPS LIMITED LIABILITY COMPANY; ºOnXsm is a service trademark of onXmaps, Inc.; ºPheasants Forever® and Quail Forever® are registered trademarks of Pheasants Forever, Inc.; ºProArmor is a registered trademark of Polaris Industries Inc.; ºRural Cloth® is a registered trademark of Rural Cloth, LLC; ºSitka® is a registered trademark of W.L. Gore & Associates, Inc.; ºSpringfield Armory® is a registered trademark of SPRINGFIELD, INC.; ºSPOT-HOGG® is a registered trademark of SPOT-HOGG ARCHERY PRODUCTS, INC.; ºTraeger® is a registered trademark of Traeger Pellet Grills LLC; ºTrail Tech is a registered trademark of Polaris Industries Inc; ºVTX® and Vortex® are registered trademarks of Sheltered Wings, Inc. DBA Vortex Optics;

Some Kolpin products may include chemicals known under California Proposition 65 to cause cancer or reproductive toxicity.



NOTES:



2023-24 |

Copyright 2023 Designed & Printed in the USA

SHARE YOUR #KOLPIN ADVENTURES WITH US

