


2020 | KOLPIN[®] OUTDOORS



PROTECT THE GEAR YOU NEED. LIVE THE LIFE YOU LOVE.



**WE
ARE**

KOLPIN®
OUTDOORS



PROTECT THE GEAR YOU NEED. LIVE THE LIFE YOU LOVE.

Whether your journey requires one horse or 400hp; from woodlands to farmland, from marsh to mountain, the need to protect your most important gear is always there.

That's where we come in: building the smartest and toughest protection solutions to keep your investments – and you for that matter – safe and sound no matter what nature dishes out. We are authentic outdoorsmen that created our first gun case over 75 years ago, and have been making it better ever since.

Always intuitively designed by engineers who live for the outdoors. And always guaranteed to perform, even in the most demanding environments. And we know that keeping you and your gear safe ultimately leads to what we all live for... better hunts, better rides, turning work into fun, stronger legacies and lasting traditions.

Thank you for choosing Kolpin® and carrying on a time-tested lineage of passionate outdoorsmen who demand the best gear to help them live the life they love.



6 RHINO GRIPS



22 KOLPIN STRONGHOLD® GUN BOOTS



32 CLASSIC GUN BOOTS



34 GUN CARRIERS



36 SAW TRANSPORT



38 FUEL PACKS



40 PLOW SYSTEMS **60** WINCHES



66 STORAGE **74** DIRTWORKS®



80 HITCHES

82 MIRRORS

86 ACCESSORIES

RHINO GRIPS

ENGINEERED TO
SAFELY AND SECURELY
TRANSPORT YOUR GEAR

We've purpose-built the most versatile way to safely secure and transport your gear. Period.

Whatever your tool, weapon or implement, wherever you want to secure it, take it or mount it, we've got a solution for you.





RHINO GRIPS

SECURE
YOUR
GEAR
AND GO



CHOOSE YOUR GRIP

**DESIGNED WITH ONE PRINCIPAL IN MIND:
SAFELY & SECURELY TRANSPORT YOUR GEAR.**

Each Rhino Grip® model has durable flexible rubber grips to grab your gear and a variety of mounting solutions so you can completely customize your gear transport journey.

All Rhino Grips sold in pairs with hardware and straps.



RHINO GRIP®


PRO

RATCHETING

XLR

XLR DOUBLE

CAPACITY	22 + KG.	6.8 KG.	6.8 KG.	9 KG.	
BEST USED FOR	HEAVY-DUTY	MEDIUM-DUTY	MEDIUM-DUTY	MEDIUM-DUTY	
WORKS BEST ON					
CONSTRUCTION:	<ul style="list-style-type: none"> Rubber over-molded aluminum 	<ul style="list-style-type: none"> Rubber over-molded heavy-duty nylon 	<ul style="list-style-type: none"> Rubber over-molded heavy-duty nylon 	<ul style="list-style-type: none"> Rubber over-molded heavy-duty nylon 	
ANGLE/ TILT SPECS:	<ul style="list-style-type: none"> 360° tool-free base rotation 160° Angle-adjustment 	<ul style="list-style-type: none"> 360° tool-free base rotation Ratchet closure w/ tool-free quick release 	<ul style="list-style-type: none"> 360° tool-free base rotation Dual, Independent grip-arm adjustment 	<ul style="list-style-type: none"> 360° tool-free base rotation Dual, Independent grip-arm adjustment 	
MOUNTABLE:	<ul style="list-style-type: none"> Mountable to flat surfaces or tubes 5/8" - 2" 	<ul style="list-style-type: none"> Mountable to flat surfaces or tubes 5/8" - 2" 	<ul style="list-style-type: none"> Mountable to flat surfaces or tubes 3/4" - 2" 	<ul style="list-style-type: none"> Mountable to flat surfaces or tubes 3/4" - 2" 	





XL



XL DOUBLE



STANDARD



FLEX

6.8 KG.

9 KG.

4.5 KG.

6.8 KG.

MEDIUM-DUTY

MEDIUM-DUTY

LIGHT-DUTY

MEDIUM-DUTY



- Rubber over-molded heavy-duty nylon

- Rubber over-molded heavy-duty nylon

- Rubber over-molded nylon

- Rubber over-molded nylon

- 360° tool-free base rotation
- 160° Angle-adjustment

- 360° tool-free base rotation
- 160° Angle-adjustment


- Mountable to flat surfaces or tubes $\frac{5}{8}$ " - 2"

- Mountable to flat surfaces or tubes $\frac{5}{8}$ " - 2"

- Mountable to flat surfaces or round tubes under $\frac{5}{8}$ " - 1- $\frac{1}{4}$ "

- Mountable to flat surfaces or round tubes





**RHINO
GRIP[®]
PRO**

THE TOUGHEST RHINO GRIPS YET

We've driven over these with trucks and actually tried to break these grips. We've failed. These grips have not.

Heavy-Scoped Rifles, Crossbows, Ice Augers and more are no match for the Pros.

DURABLE GRIPS

Rubber over-molded
cast-aluminum

TILT DESIGN

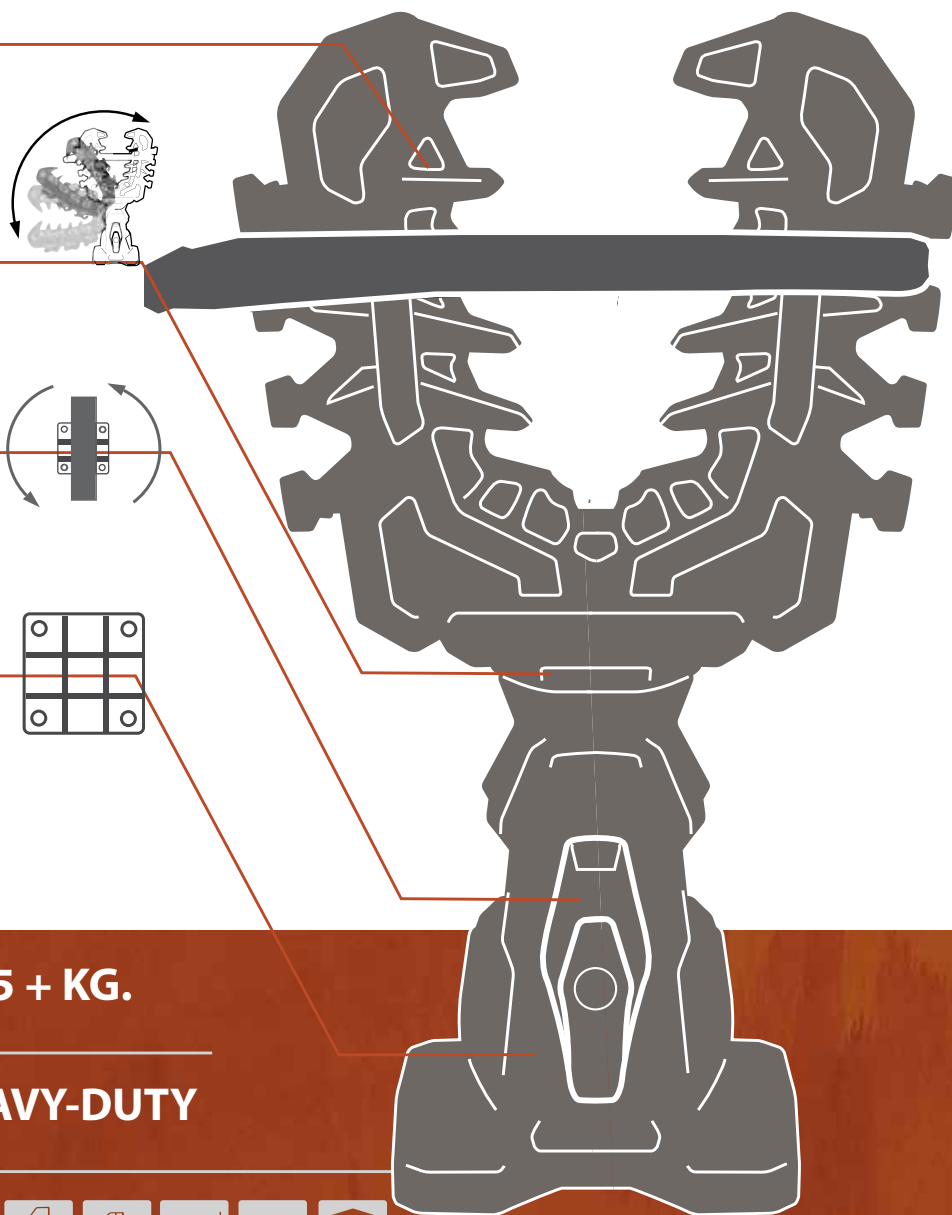
Tilts 160° in 40° increments

ROTATES 360°

Tool-free base rotation

HEAVY-DUTY BASE

Mounts to tubular or square
bars from 15.8 - 5 cm in
diameter or to flat, drillable
surfaces



CAPACITY

22,5 + KG.

BEST USED FOR

HEAVY-DUTY

WORKS BEST ON



RHINO GRIP® PRO

- 5-Position tooth indexed tool-free tilt-angling with infinite rotation
- Universal version has 4-corner bolting system
- Polaris® Lock & Ride® versions include appropriate plunger
- Includes (2) Heavy-duty rubber straps
- All Rhino Grip® PROs are sold in pairs



UNIVERSAL (PAIR) - KOL21560

POLARIS ATV (PAIR) - KOL21561

POLARIS UTV (PAIR) - KOL21562

HEAVY-DUTY REPLACEMENT STRAPS (PAIR) - KOL21590





RHINO GRIP® RATCHETING

ONE-HANDED GRIP & RELEASE

If you like the idea of one-handed, quick-release button access to your gear and no tie-down straps, these are the solution.

The ability to adjust the 2 grips to different widths to accommodate odd shapes makes these extra-versatile.

RATCHETING DESIGN

Allows securing items from 2-10 cm

QUICK RELEASE BUTTON

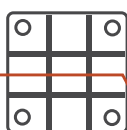
One-handed easy access to gear

KWIK CLIP DESIGN

Provides on/off and rotational adjustment in field

HD BASE SYSTEM

Mounts to tubular or square bars from 1,5 - 50 cm in diameter or to flat, drillable surfaces



CAPACITY 6,80 KG.

BEST USED FOR MEDIUM-DUTY

WORKS BEST ON




RATCHETING RHINO GRIP®

- Heavy-duty nylon with inlaid rubber grip texture
- Indexed ratcheting grip arm secures items from 2 - 10 cm in diameter
- Kwik Clip design allows base rotation and easy removal of clips from base if needed
- Universal version has 4-corner bolting system
- Polaris® Lock & Ride® versions include appropriate plunger
- All Ratcheting Rhino Grips are sold in pairs



UNIVERSAL (PAIR) - KOL21540
POLARIS ATV (PAIR) - KOL21541
POLARIS UTV (PAIR) - KOL21542





RHINO GRIP® XLR

THE MOST POPULAR RHINO GRIP®... REDESIGNED

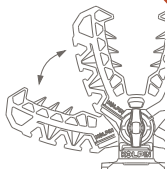
Kolpin's newest addition to the Rhino Grip® family. We redesigned our most popular Rhino Grip® XL line to have increased clamping functionality, stronger arms, stronger straps, and the ability to move the arms independently to grab all different sized gear.

DURABLE FLEXIBLE GRIPS

Over-molded heavy-duty nylon cushions and protects while providing custom fit

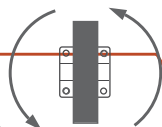
STRENGTH & ADJUSTABILITY

Independent Grip-Arm adjustment for securing both large & small items



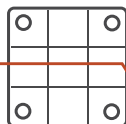
ROTATES 360°

Thumb-screw-actuated grip stabilizer allows 360° rotation



HEAVY-DUTY BASE SYSTEM

Mounts to flat surfaces or 3/4" - 2" round tubing



CAPACITY 6,80 KG.

BEST USED FOR MEDIUM-DUTY

WORKS BEST ON



RHINO GRIP® XLr

- Independent grip-arm adjustment for securing both large and small items such as:
 - Rifles / Shotguns / ARs
 - Soft Gun Cases and Bows
 - Garden / Farm Tools and Ice Augers
 - Hub Blinds and Shelters and Fishing Rods
- (2) Heavy-Duty retaining straps, hardware and mounting plates included
- Straps have reinforced shoulders and connection points
- Straps have dual-loop function that can be doubled back over
- Tool-less removal of grips from base via thumbscrew
- All Rhino Grip® XLr are sold in pairs

UNIVERSAL (PAIR) - KOL21550

HEAVY-DUTY REPLACEMENT STRAPS (PAIR) - KOL21591



NEW



**RHINO
GRIP[®]
XL**

THE MOST POPULAR GRIP WE'VE EVER PURPOSE-BUILT

XL Grips have been everywhere.

They've carried medium-weight tools, guns, bows, shovels, rods, axes and countless other items to every corner of land and sea.

Where will they securely transport your gear?

FLEXIBLE GRIPS

Rubber over-molded
heavy-duty nylon

TILTING DESIGN

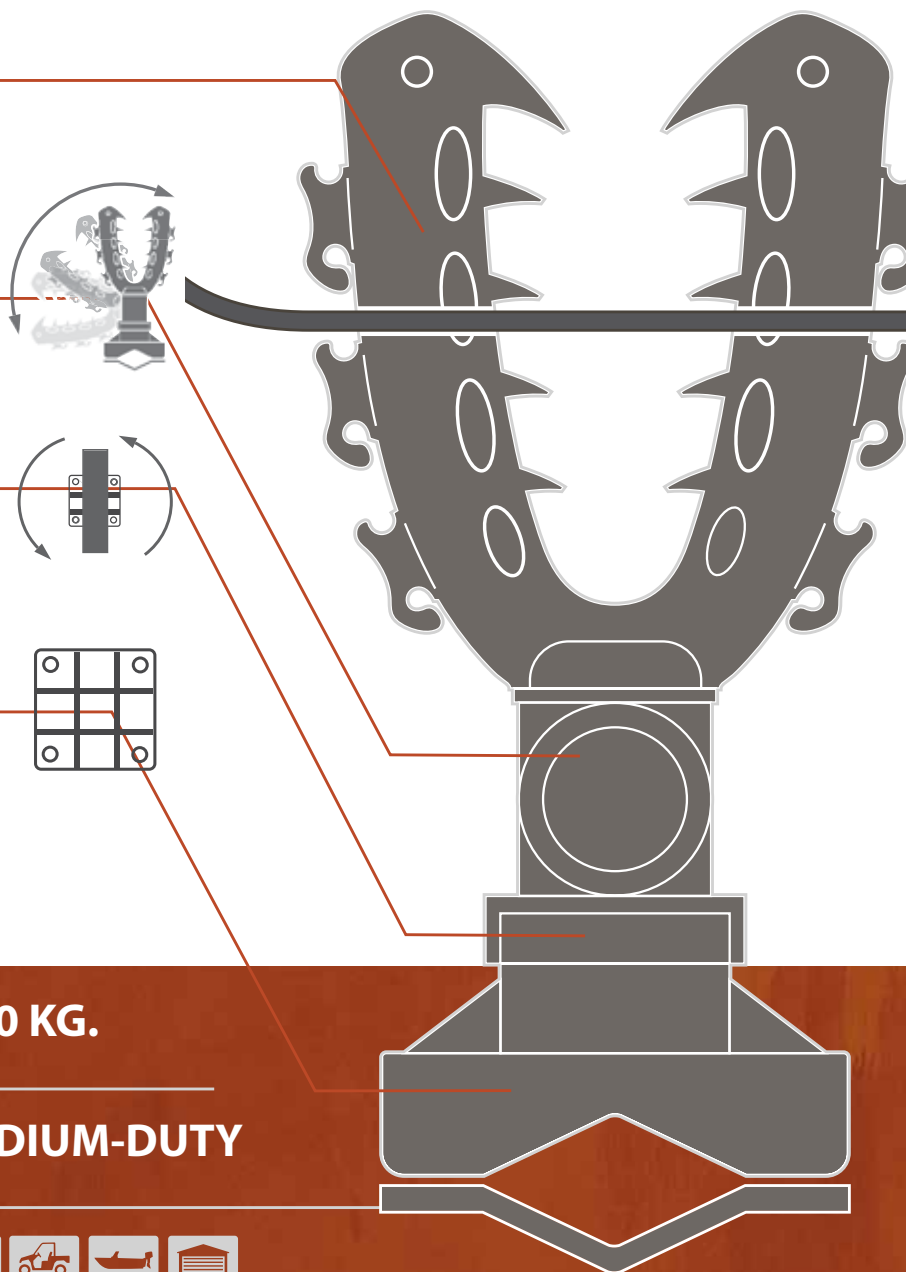
Tilts 160° in 40° increments

ROTATES

Base rotates 360°

HD BASE SYSTEM

Mounts to tubular or square
bars from 1,5 - 4,4 cm in
diameter or to flat, drillable
surfaces



CAPACITY 6,80 KG.

BEST USED FOR MEDIUM-DUTY

WORKS BEST ON



RHINO GRIP® XL

- Kwik Clip design allows 360° rotation and easy removal of grips from base if needed
- Universal version has 4-corner bolting system
- Polaris® Lock & Ride® versions include appropriate plunger
- Includes (2) rubber straps
- All Rhino Grip® XLs are sold in pairs

UNIVERSAL (PAIR) - KOL21510

POLARIS ATV (PAIR) - KOL21511

POLARIS UTV (PAIR) - KOL21512

BAR MOUNT (PAIR) - KOL21530

UTV ROLL BAR MOUNT (PAIR) - KOL21535

REPLACEMENT STRAPS (PAIR) - KOL87010





RHINO GRIP® XL DOUBLE

OUR MOST POPULAR GRIPS TIMES TWO

XL Doubles give you the time-tested strength of our most popular XL grips, with twice the gear capacity. 9 KG. of combined gear weight can be spread out, while only using 1 mounting plate. The possibilities of medium-weight gear combinations are endless.

FLEXIBLE GRIPS

Rubber over-molded heavy-duty nylon

TILTING DESIGN

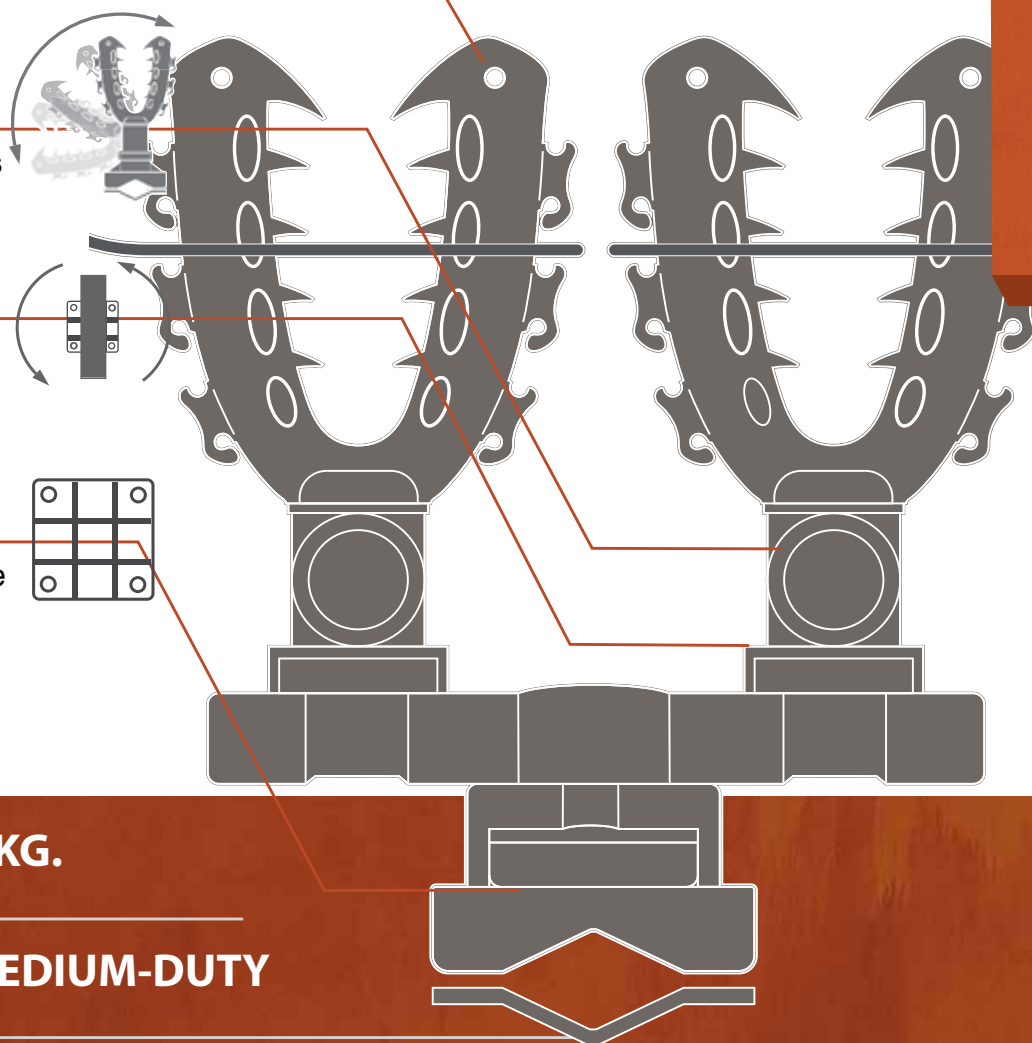
Tilts 160° in 40° increments

ROTATES

Base rotates 360°

HD BASE SYSTEM

Mounts to tubular or square bars from $\frac{5}{8}$ "-1- $\frac{3}{4}$ " in diameter or to flat, drillable surfaces



CAPACITY 9 KG.

BEST USED FOR MEDIUM-DUTY

WORKS BEST ON



RHINO GRIP® XL DOUBLE

- Allows for secure transport of 2 items
- Kwik Clip design allows 360° rotation and easy removal of grips from base if needed
- Universal version has 4-corner bolting system
- Polaris® Lock & Ride® versions include appropriate plunger
- Includes (4) rubber straps
- All Rhino Grip® XL Doubles are sold in pairs



UNIVERSAL (PAIR) - KOL21515

POLARIS ATV (PAIR) - KOL21516

POLARIS UTV (PAIR) - KOL21517

REPLACEMENT STRAPS (PAIR) - KOL87010





**RHINO
GRIP[®]**
STANDARD

STRAP DOWN AND SECURE YOUR LIGHT-WEIGHT GEAR

Easily secure your light-weight gear up to 4.5 KG. to any vehicle, wall or flat surface.

RHINO GRIP® STANDARD

- Rubber over-molded flexible nylon construction
- Offset configuration to maximize rack space
- Mounts to tubular or square bars from 1,5 - 3,1 cm in diameter or to flat, drillable surfaces
- Double version has 6 kg. weight capacity
- Window/Wall-mount Adhesive version has 2- 4 kg. weight capacity
- Window Suction Cup version has 2- 4 kg. weight capacity
- Single and Double versions have 4-corner bolting system
- Includes rubber straps



KOL21500

SINGLE (PAIR) - KOL21500

DOUBLE (PAIR) - KOL21505

WINDOW SUCTION CUP (PAIR) - KOL21520

WINDOW/WALL MOUNT (PAIR) - KOL21525

REPLACEMENT STRAPS (PAIR) - KOL87010

RHINO GRIP FLEX - KOL21570

RHINO GRIP FLEX - KOL21571



KOL21505



KOL21570



KOL21520



KOL21571



KOL21525


KOLPIN STRONGHOLD®

GUN BOOTS & ICE FISHING

Gun Boots for the next generation of hunter. Ice Fishing modernized.

What valuable gear do you need to get to your destination safely? What type of machine do you want to carry your gear on? STRONGHOLD is the solution.

Choose your attachments. Choose your Mount. Adventure confidently.





K OLPIN STRONGHOLD® GUN BOOTS

GEAR CARRY SYSTEM



ONE MOUNT MULTIPLE SOLUTIONS

The KOLPIN STRONGHOLD® system is the result of an evolution over our 75-year history. The leather gun scabbard of the 1940s evolved into our famous hard-sided Gun Boot® in the 1970s, and now has evolved into our KOLPIN STRONGHOLD® system.

The newest and most versatile way to securely transport your rifles and shotguns...and we expanded the system to carry long-barreled pistols and Ice Fishing gear.



MOUNT

UNIVERSAL

UTV

DOUBLE

**WORKS
BEST
ON**



Spring-loaded
Auto-Latch Mount

✓

✓

✓ (2)

Engineered Steel
bracket for
precision angling
& attachment
to vehicle

✓

✓

✓ (2)

Fitment

ATV Tube Racks,
UTV Bed rails, Flat
Drillable Surfaces

Most UTV Bed
rails, Roll Cages,
Flat Drillable Sur-
faces

UTV bed rails
from 41" - 55.5"
wide

Polaris® Fitment

Lock & Ride®
compatible; requires
(2) 98500 plungers
(sold separately)

Lock & Ride®
version available
(30815)

Ranger® &
General® Lock &
Ride® compatible;
requires (4) 98500
plungers (sold
separately)

KOL20710

KOL30810

KOL20000

GUNBOOTS

KOLPIN STRONGHOLD® GUN BOOT® XL TRANSPORT

- Includes separate premium zippered soft carrying gun case



KOLPIN STRONGHOLD® GUN BOOT® XL IMPACT

- Largest interior of all Kolpin Gun Boot® cases



KOLPIN STRONGHOLD® GUN BOOT® L

- Compact, lower profile case design



KOLPIN STRONGHOLD® PISTOL BOOT

- Secures virtually all handguns up to 40 cm in length



ICE

KOLPIN STRONGHOLD® ICE AUGER BOOT

- Secures standard length, 20-25 cm
- gas or electric ice augers



KOLPIN STRONGHOLD® ICE ROD BOOT

- Secures up to 6 rod combos up to 90 cm in length





GUN BOOT® XL

KOLPIN STRONGHOLD® GUN BOOT® XL

- Largest & most protective interior of all Kolpin® Gun Boot® cases
- Secures virtually all firearms up to 132 cm in length, including attached bi-pods and scopes
- Single-handed attached lid opening for quick access and locking capability, lockable
- Integrated carrying handle and feet

TRANSPORT - KOL20700
IMPACT - KOL20705

ENTRY

- Single-handed attached lid opening for quick access
- Integrated Rubber Closure Strap

LOCKABLE

- To Kolpin Stronghold® Auto-Latch mounts
- Lockable access door

MOUNTS

Compatible with Kolpin Stronghold® Auto-Latch mounts



TRANSPORT CASE

- Premium zippered soft gun case
- 2 Pockets & Rubber muzzle cap
- Customizable fit foam inserts



CAPACITY

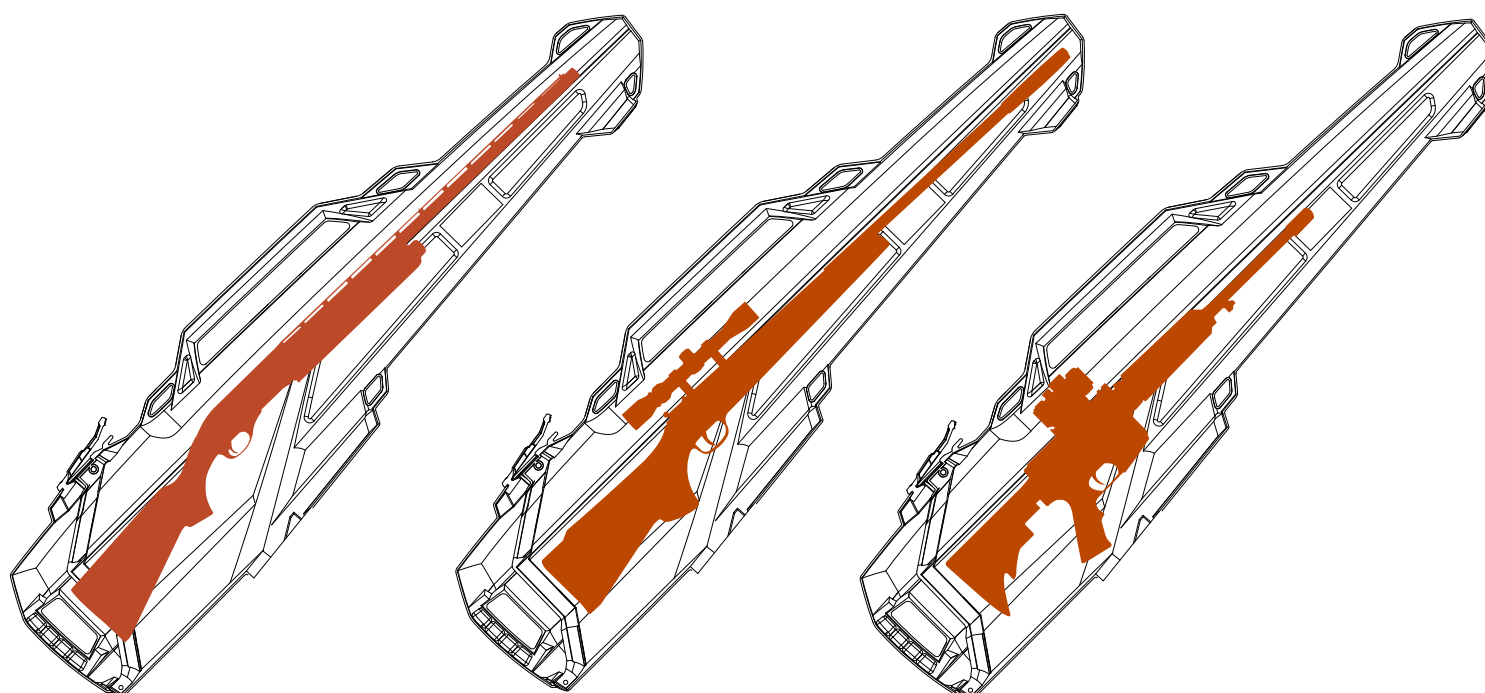
L 132 cm X W 7,6 cm x H 26,67 cm

BEST USED FOR

SCOPED RIFLES, SHOTGUNS & AR PLATFORM

INSIDE CASE

REMOVABLE IMPACT FOAM LINER (20705) OR UPGRADED PREMIUM TRANSPORT CASE (20700)





GUN BOOT® L

KOLPIN STRONGHOLD® GUN BOOT® L

- Compact, low profile case design
- Includes removable Impact™ foam liner
- Secure rifles and shotguns up to 132 cm in length
- Single-handed entry utilizing attached lid & integrated rubber closure strap
- Also compatible with Boottector® & Loop Bracket (see pg. 31)

GUN BOOT® L - KOL20740 MOUNT COMBO - KOL20743

- Includes mount KOL20710

ENTRY

- Single-handed attached lid opening for quick access
- Integrated Rubber Closure Strap

ERGONOMIC


- Integrated carrying handle
- Integrated feet

MOUNTS

- Compatible with Kolpin Stronghold® Auto-Latch mount
- Compatible with Boottector® & Loop Brackets

LOCKABLE

To Kolpin Stronghold® Auto-Latch mounts



CAPACITY

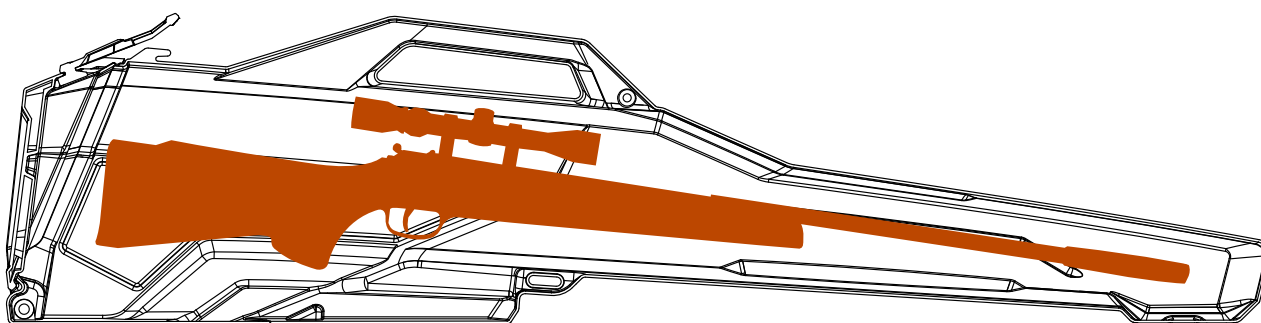
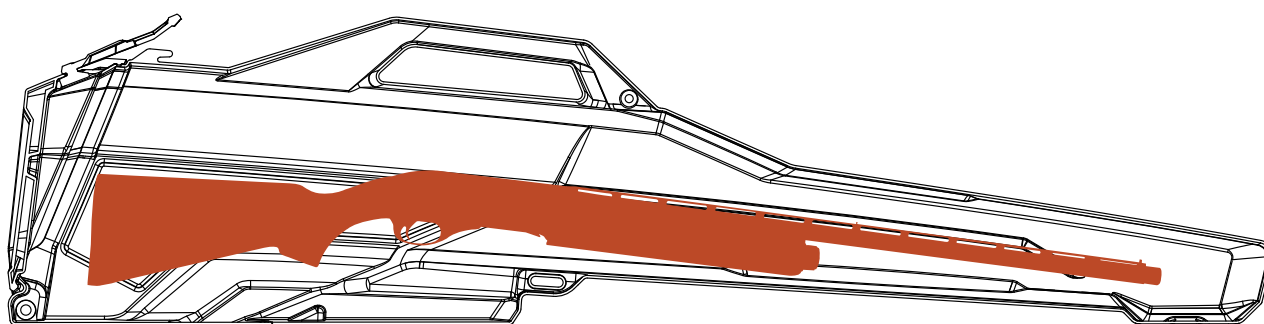
L 132 cm x W 12 cm x H 23 cm

BEST USED FOR

SCOPED RIFLES & SHOTGUNS

INSIDE CASE

REMOVABLE IMPACT FOAM LINER





KOLPIN STRONGHOLD® PISTOL BOOT

- Includes removable Impact foam liner
- Secures virtually all handguns up to 40 cm in length, included mounted optics
- Single-handed entry utilizing attached lid and integrated rubber closure strap
- Lockable



KOL20720

KOLPIN STRONGHOLD® ICE ROD BOOT

- Secures up to 6 rod combos up to 91 cm in length
- Integrated tie down locations for additional securing
- (2) Durable rubber closure straps allow for quick access
- Includes removable foam Impact liner
- Integrated handle for easy transport
- Lockable



Gear not included



KOL20735

KOLPIN STRONGHOLD® ICE AUGER BOOT

- Secures standard length, 20-25 cm gas or electric ice augers
- Double straps securely hold the auger while also allowing quick access
- Integrated tie down locations for additional securing
- Integrated handle for easy transport
- Doubles as transport device for collapsible ice houses and ground blinds, fence posts, shovels, etc.



KOL20730

Auger not included

GUN BOOT® 6.0 IMPACT

- Fits firearms up to 129,54 cm in total length
- Extra room for pistol grips & small bi-pods
- Hatchback easy access and locking capability
- Ergonomically designed handle & molded attachment points for a sling
- Compatible with all mounting brackets on pg. 31 (sold separately)
- Includes a removable foam Impact liner that provides superior interior protection



KOL20025

GUN BOOT® 4

- Most popular Gun Boot® case for over 40 years
- Provides ample room for 50mm scopes & even rifles with slings attached or shotguns up to 129,54 cm in length
- Ergonomically designed handle & molded attachment points for a sling
- Designed to accommodate left & right hand bolt action rifles & shotguns
- Compatible with all mounting brackets on pg. 31 (sold separately)



REALTREE AP® - KOL20091
MOSSY OAK® BREAK-UP® - KOL20061
BLACK - KOL20051



GUN BOOT® 4.3 WITH BRACKET

- Provides ample room for 50mm scopes and even rifles with slings attached or shotguns up to 129,54 in length
- Includes Gun Boot® case with removable foam Impact™ liner and bracket
- Designed to accommodate left and right hand bolt action rifles and shotguns
- Ergonomically designed handle and molded attachment points for a sling
- Installs quickly and easily
- All mounting hardware included



KOL20053

BOOTTECTOR® BRACKET

- Interfaces with: Gun Boot® IV, Gun Boot® 6.0, Kolpin Stronghold® Gun Boot® L, Saw Boot

UNIVERSAL - KOL20035
POLARIS ATV - KOL20350
POLARIS UTV - KOL20351



GUN BOOT® LOOP BRACKET

- Interfaces with: Gun Boot® IV, Gun Boot® 6.0, Kolpin Stronghold® Gun Boot® L, Saw Boot

UNIVERSAL - KOL20032
POLARIS ATV - KOL20033



IN-BED DOUBLE GUN BOOT® MOUNT

- Mounts (2) Gun Boot® 6.0 cases in UTV bed
- Bed width dimensions must be between 120 - 139,7 cm

KOL20005



UNIVERSAL GUN BOOT® / SAW BOOT BRACKET

- Interfaces with: Gun Boot® IV, Gun Boot® 6.0, Kolpin Stronghold® Gun Boot® L, Saw Boot
- Fits ATV tubular racks or UTV frames up to 5 cm

KOL20200



GUN BOOT® ONE PIECE BRACKET

- Mounts to tubular ATV racks to transport Gun Boot® 4 and 6.0 cases
- Perfect fit for intermediate & smaller ATVs

KOL20029





UTV GUN CARRIERS

EASY ACCESS. NEVER TOO FAR AWAY.

Whether vertically mounted between driver and passenger or mounted overhead to the roll cage, we have a solution to securely transport 2 rifles or shotguns on your UTV.

UTV GUN RACK

- Vertical In-cab gun rack mounts to UTV floor
- Standard mount fits flat UTV floors, other specific adapter plates maybe required
- Fully adjustable angling up to 45°
- Adjustable height from 69.85 - 90.17 cm
- Base Dimensions: 13.33 cm w x 15.24 cm front to back

UTV GUN RACK - KOL20073

REPLACEMENT STRAPS (PAIR) - KOL70732

- 20.95 cm long



Firearms not included

OVERHEAD GUN CARRIERS

- Adjustable length 52.07 cm - 72.39 cm to fit most UTV models (inside of UTV frame)
- Rubber coated ends protect the frame
- Foam padding protects up to 2 firearms and provides secure fit
- Tool free attachment and adjustment



KOL20078 (PAIR)

UTV OVERHEAD IN-CAB GUN & BOW RACK

- In-cab overhead rack secures and protects
- (2) guns or (1) bow
- Adjustable firearm grips can be positioned to optimize firearm location and orientation
- Rubber strap provides quick, adjustable and silent access to firearms or bow
- Scratch-resistant foam-lined grips with rubber straps provide secure protection for exposed firearms, firearms encased in soft-sided cases or compound bows.
- Ultra-strong steel telescoping tubes adjust from 17.5"-33.5"
- Installs in minutes without vehicle modification
- Fits UTVs with 1.5"-2.0" round cages as well as profile tube (Polaris®, Can-Am®)



NEW

KOL20079 (PAIR)



SAW TRANSPORT

**TRANSPORT YOUR CHAINSAW SECURELY
AND SAFELY ON ANY ATV OR UTV**

Whether in a Saw Press® or Saw Boot, traverse rough terrain with your chainsaw attached to your machine.

SAW BOOT®

- Secure & protect your chain saw when traversing over rough terrain
- Fits up to a 50.8 cm bar
- Fits in standard Kolpin® Gun Boot® brackets - Simply remove your Gun Boot® case & install your Saw Boot
- Compatible with separately sold Loop Bracket (20032, 20033), Boottector® Bracket (20035, 20350, 20351), Universal Gun Boot® / Saw Boot Bracket (20200)
- Saw can be quickly secured/removed with included bungee tie-down
- Included heat shielding allows for carrying a hot saw
- Fits most ATVs with tubular racks, UTV beds and trailers



KOL20600

Chainsaw not included

UNIVERSAL SAW PRESS®

- Heavy duty, black powder-coated metal bracket is designed to transport your chain saw safely and securely
- Rubber pads provide cushion & tight fit
- Hinged design for quick removal
- Holds saw in vertical position or 45° in either direction
- Accommodates any brand chain saw
- Fits most ATVs with tubular racks, UTV beds and trailers



KOL20044



FUEL PACKS

EXTEND YOUR ADVENTURE

A gas station, only an arm's reach away. Our fuel pack brackets provide a way to mount your fuel transport containers safely and securely to today's most popular ATVs and UTVs.

FUEL PACK - 4 GALLON

- CARB & EPA compliant
- Low profile design allows stacking
Puncture and crush resistant
- Mountable to: ATVs, UTVs, garage walls, campers, boats and more
- Dimensions: 87.63 cm W X 7.62 cm D X 33.65 H



KOL89135

PACK MOUNT

- ¼-turn action knob allows for quick and easy removal of fuel packs from bracket
- Versatile mounting system allow brackets to be attached to any box or flat drillable surface
- (2) are required to mount the 15-liter fuel pack



KOL89435

FUEL PACK BRACKET

- Designed to vertically mount Fuel Packs on ATV racks, leaving plenty of room for other gear
- Steel bracket, durable nylon turn knob, brass threaded inserts
- (2) are required to mount the 15-liter fuel pack



KOL89475

PLOW SYSTEMS

CONQUER THE WINTER

Whether clearing your sidewalks, your whole driveway or the entire parking lot, Kolpin® Plows have the strength and reliability to get the job cleared.

Put your ATV or UTV to work. All 3 of our series of Kolpin Plow Systems can easily mount to virtually all machines and we offer 5 different blade sizes to match your needs.



**PUSH
MOTHER
NATURE
AROUND**



BUILD YOUR PLOW

3 different series of Plows to allow you to customize your plowing for your specific needs.

All built strong, reliable, dependable and ready when you need them.



ATV OR UTV

DO YOU WANT THE POWER BLADE ANGLE SYSTEM?

Yes

No

SELECT POWER ANGLE



DO YOU WANT SUPERIOR LIFT HEIGHT?

Yes

No

SELECT HIGH RISE PUSH TUBE

SELECT STORM CHASER PUSH TUBE



ATV



UTV



ATV



UTV

KOLPIN® PLOW BLADES AVAILABLE IN 5 SIZES: 121, 132, 152, 167, 182 CM



← AVAILABLE IN 5 WIDTHS FROM 121 →
- 182 cm

CHOOSE YOUR VEHICLE MOUNT

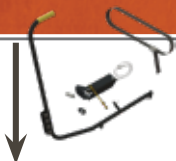
ATV MID-MOUNT



UTV MID-MOUNT



CHOOSE YOUR LIFT/WINCH



MANUAL LIFT
(ATV ONLY)

*Only works with standard push tubes



WINCH (ATV & UTV)

*Winch mount required

SELECT YOUR PLOW ACCESSORIES

V-BAR
CHAINS



4S ATV
SPREADER



SYNTHETIC ROPE



HEATED GRIPS



BLADE
FLAP



PLOW MARKER KIT



PLOW SYSTEMS

HIGH RISE™

- Kolpin's heaviest-duty plow system has been designed to do what most ATV/UTV plows can't.
- The High Rise name is appropriate for this system as its dual pivoting articulated frame allows for impressive blade lift height.
- Stacking snow is easy. So is pulling On and Off of trailers.
- Designed to be the most versatile plow on the market.
- Capable of automated blade rotation with addition of Power Angle system.



Shown with 72" (182 cm) Blade

STORM CHASER

- These push tubes have been pushing snow around for years, and deservedly acquired a very suiting nickname: Storm Chaser.
- These push tubes are workhorses, designed with the same heavy-duty square tube chassis as big brother, High Rise, but without the lift height or power angling capabilities.



Shown with 52" (132 cm) Blade

SWITCHBLADE

- Our newest plow-in-a-box system
- A complete universal-fit plow setup in the convenience of 1 box
- Blades can be setup to be 1 of 2 popular widths
- Both ATV and UTV versions available



HIGH RISE™ PUSH TUBE

- Impressive lift height with Heavy-duty, Mid-mount, dual-pivot articulating frame & 50.8 cm wide blade mount platform
- Compatible with Kolpin High Rise™ Power Angle to optimize plowing productivity

ATV - KOL33-0000

- Quick pin attachment to 15-XXXX mounts
- Retrofits to Cycle Country blades & mounts

UTV - KOL34-0000

- Quick attach front lever to all 34-XXXX under-body mounts for easy install/removal
- Heavily reinforced frame for today's most powerful UTVs





HIGH RISE

ELEVATE YOUR PLOW SKILLS

Kolpin's heaviest-duty plow systems has been designed to do what most ATV/UTV plows can't.

The High Rise name is appropriate for this system as its dual pivoting articulated frame allows for impressive blade lift height. Stacking snow is easy. So is pulling On and Off of trailers.

Our mid-mount under chassis design allows for maximum plowing strength and increased traction.

HIGH RISE™ POWER ANGLE

- Precisely rotates High Rise™ mounted blades 56° with the push of a button from the comfort of your seat with ergonomic dash/handlebar mounted controls
- Installs in less than 30 minutes with 5 bolts
- Self-locking steel gear drive isolates impact to motor and optimizes durability
- Compatible with any width blade mounted to either the Kolpin® ATV High Rise™ or UTV High Rise™ push tubes



KOL33-0100

PLOW BLADES

- All Kolpin® Plow Blades are 17" (43 cm) in height
- Available in 5 different widths
- Stamped reinforced steel

48" (121 CM) - **KOL31-0048**
 52" (132 CM) - **KOL31-0052**
 60" (152 CM) - **KOL31-0060**
 66" (167 CM) - **KOL31-0066**
 72" (182 CM) - **KOL31-0072**



POLY:

- 21" (53 cm) tall blade with double wall reinforcement
- Deep 6" radius
- Includes heavy-duty shoes and wear bar

KOL31-2060 60" (152 CM)
 KOL 31-2072 72" (182 CM)



MOUNTS

- Designed to mount to the strongest part of your vehicles frame to provide maximum strength and traction
- See application chart for fitment

ATV - KOL15-XXXX
UTV - KOL34-XXXX
ATV UNIVERSAL - KOL15-0050
UTV UNIVERSAL - KOL34-0050



STORM CHASER

FIND THE SNOW, PLOW AWAY

These push tubes have been pushing snow around for years, and deservedly acquired a very suiting nickname: Storm Chaser.

These push tubes are workhorses, designed with the same heavy-duty square tube chassis as big brother, High Rise, but without the lift height or power angling capabilities.

STORM CHASER PUSH TUBE

- Heavy-duty square tube steel chassis with strategic reinforcements
- 50 cm wide blade mounting system
- Reinforced structural Pivot Box with 5-position angle adjustment

ATV - KOL33-0070

- Quick pin attachment to all 15-XXXX ATV under-body mounts
- Works with manual lift or winch

UTV - KOL34-0070

- Quick pin attachment to all 34-XXXX UTV under-body mounts for easy install/removal
- Heavily reinforced frame for today's most powerful UTVs



PLOW BLADES

- All Kolpin® Plow Blades are 43 cm in height
- Available in 5 different widths
- Stamped reinforced steel

48" (121 CM) - KOL31-0048

52" (132 CM) - KOL31-0052

60" (152 CM) - KOL31-0060

66" (167 CM) - KOL31-0066

72" (182 CM) - KOL31-0072



POLY:

- 21" (53 cm) tall blade with double wall reinforcement
- Deep 6" radius
- Includes heavy-duty shoes and wear bar

KOL31-2060 60" (152 CM)

KOL 31-2072 72" (182 CM)



MOUNTS

- Designed to mount to the strongest part of your vehicle's frame to provide maximum strength and traction
- See application chart for fitment

ATV - KOL15-XXXX

UTV - KOL34-XXXX

ATV UNIVERSAL - KOL15-0050

UTV UNIVERSAL - KOL34-0050





SWITCH BLADE

COMPLETE PLOW SYSTEM IN 1 BOX.

Universal and complete ATV & UTV standard plow system that contains everything to start plowing today in 1 box.

Blades can be adjusted and set to 2 different widths.

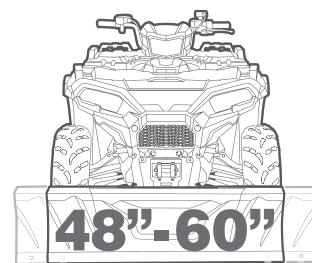
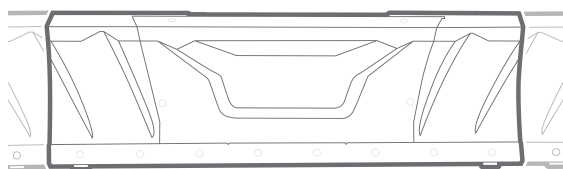
Winch or manual lift (15-0030) required for ATV (sold separately)
Winch required for UTV (sold separately)

SWITCHBLADE ATV

- Stamped steel blade technology adjusts to either 48" or 60" (152 or 182 cm) width
- Robust square tube steel chassis with strategically placed reinforcements
- 5-position blade angle
- Easy to assemble and install universal under-body mount
- Requires winch (sold separately)
- Assembles in under 1 hour
- Box (82 x 43 x 23 cm) fits in the back of your vehicle for easy transport
- 50 kg.



KOL17-0000




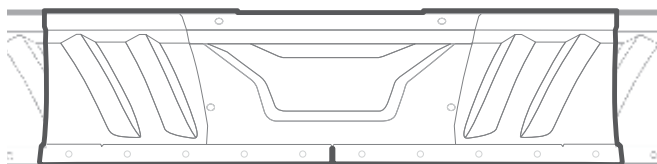
FULLY ADJUSTABLE
SET TO EITHER 48" OR 60" WIDTH

SWITCHBLADE UTV

- Stamped steel blade technology adjusts to either 152 or 182 cm width
- Robust square tube steel chassis with strategically placed reinforcements
- 5-position blade angle
- Easy to assemble and install universal under-body mount
- Requires winch (sold separately)
- Assembles in under 1 hour
- Box (82 x 43 x 23 cm) fits in the back of your vehicle for easy transport
- 58 kg.



KOL17-5000



FULLY ADJUSTABLE
SET TO EITHER 60" OR 72" WIDTH

ATV MOUNTS

- Designed to mount to the strongest part of your vehicles frame to provide maximum strength and traction
- See application chart for fitment



ATV - 15-XXXX

ATV UNIVERSAL - 15-0050

ATV PLOW MOUNT APPLICATION CHART

MODEL	YEAR	MOUNT P/N
ARCTIC CAT®		
250 2x4	2006-2007	KOL15-5531
400i 4x4 (With IRS)	2002-2004	KOL15-6540
400 4x4 TRV	2005-2015	KOL15-6550
450i 4x4	2010-2012	KOL15-6550
500 4x4	2002-2004	KOL15-6540
500 4x4 (non-XR and non-Alterra)	2005-08, 2013-17	KOL15-6550
550 4x4 (non-XR and non-Alterra)	2009-2015	KOL15-6550
650 4x4	2004	KOL15-6540
650 4x4	2005-2010	KOL15-6550
700 4x4 (non-XR and non-Alterra)	2006-2017	KOL15-6550
700 4x4 Diesel	2007-2010	KOL15-6550
1000 4x4 TRV	2008-2017	KOL15-6550
Alterra & XR (ALL)	2015-2017	KOL15-6580
Alterra 300/500/700	ALL	KOL15-6580
VLX 700 / TBX 700	ALL	KOL15-6550
CAN-AM®		
400 Outlander	2006-2014	KOL15-7561
450/500 Outlander L	2015-2016	KOL15-7580
500 Quest	2003	KOL15-7511
500 Renegade	2008-2011	KOL15-7561
500 Traxter	1999-2005	KOL15-7511
500 Outlander	2007-2012	KOL15-7561
500 Outlander	2013-2014	KOL15-7580
650 Quest	2002-2004	KOL15-7511
650 Traxter	2005	KOL15-7511
650 Outlander	2006-2012	KOL15-7561
650 Outlander	2013-2014	KOL15-7580
800 & 800R Outlander (ALL)	2006-2011	KOL15-7561
800 Renegade	2007-2011	KOL15-7561
800R Outlander Max	2012	KOL15-7561
800R Outlander	2012-2014	KOL15-7580
1000 Outlander	2012-2014	KOL15-7580
Renegade (ALL)	2011-2018	KOL15-7580
Outlander and Max (ALL)	2015-2018	KOL15-7580

HONDA®

TRX 250 Recon	1998-2018	KOL15-1521
TRX 300 Fourtrax	1993-2000	KOL15-1510
TRX 350 Rancher	2000-2003	KOL15-1550
TRX 350 Rancher	2004-2006	KOL15-1591
TRX 400 Foreman	02 & Older	KOL15-1580
TRX 400 Rancher	2004-2007	KOL15-1591
TRX 420 Rancher (ALL)	2007-2013	KOL15-1620
TRX 420 Rancher (AT IRS models)	2009-2014	KOL15-1620
TRX 420 Rancher (non-AT IRS models)	2014	KOL15-1630
TRX 420 Rancher (ALL)	2015-2018	KOL15-1630
TRX 450 Foreman	1998-2004	KOL15-1580
TRX 500 Rubicon	04 & Older	KOL15-1560
TRX 500 Foreman	2005-2011	KOL15-1600
TRX 500 Rubicon	2005-2014	KOL15-1600
TRX 500 Rubicon (ALL)	2015-2018	KOL15-1630
TRX 500 Foreman	2012-2013	KOL15-1610
TRX 500 Foreman (ALL)	2014-2018	KOL15-1630
TRX 650 Rincon	2003-2005	KOL15-1570
TRX 680 Rincon	2006-2018	KOL15-1570

KAWASAKI®

360 Prairie	2002-2013	KOL15-2590
650 Brute Force 4x4	2005-2013	KOL15-2570
650 Brute Force 4x4i	2006-2013	KOL15-2610
650 Prairie 4x4	2002-2003	KOL15-2570
700 Twin Prairie 4x4	2004-2006	KOL15-2570
750 Brute Force 4x4i	2005-2018	KOL15-2610

POLARIS®

250 4x4 & 4x6	1989-2001	KOL15-3520
330 Magnum & ATP	2003-2005	KOL15-3591
330 Sportsman ETX	2015	KOL15-3591
335 Sportsman	00 & Older	KOL15-3550
350 2x4, 4x4 & 6x6	93 & Older	KOL15-3520
400 2x4 / 4x4	1994-1997	KOL15-3520
400 Sportsman	2001	KOL15-3550
400 Sportsman	2002-2005	KOL15-3591
400 Sportsman H.O.	2011-2014	KOL15-3591
425 Magnum 4x4 & 4x6	98 & Older	KOL15-3520
445 Diesel	1999	KOL15-3550
450 Sportsman	2006-2007	KOL15-3591
450 Sportsman (ALL)	2016-2018	KOL15-3591
500 Sportsman H.O & EFI	2003-2013	KOL15-3591
550 Sportsman (ALL)	2009-2014	KOL15-3670
570 Sportsman (ALL)	2014-2018	KOL15-3591

CF MOTO®

CFORCE® 400	2016-2019	15-9000
CFORCE 500 / 600	2013-2019	15-9000
CFORCE 800	2013-2019	15-9000

POLARIS® CONT.

570 Sportsman 6x6	2017-2018	KOL15-3591
ACE (ALL)	2014-2018	KOL15-3680
600 Sportsman	2003-2004	KOL15-3591
700 Sportsman	2002-2007	KOL15-3591
800 Sportsman (Excluding 6x6)	2005-2014	KOL15-3591
850 Scrambler (ALL)	2013-2018	KOL15-3670
850 Sportsman (ALL)	2009-2018	KOL15-3670
1000 Scrambler (ALL)	2014-2018	KOL15-3670
1000 XP Sportsman (ALL)	2015-2018	KOL15-3670

SUZUKI®

250 2x4	1997-2001	KOL15-4521
280 King Quad	98 & Older	KOL15-4521
300 King Quad	1999-2002	KOL15-4521
400 Eiger	2002-2004	KOL15-4550
400 Eiger	2005-2007	KOL15-4581
400 King Quad (ALL)	2008-2018	KOL15-4581
450 King Quad	2007-2010	KOL15-4590
500 King Quad (ALL)	2009-2018	KOL15-4590
500 Quad Runner	02 & Older	KOL15-4550
500 Vinson	2002-2007	KOL15-4550
700 Twin Peak	2004-2005	KOL15-2570
700 King Quad	2005-2007	KOL15-4590
750 King Quad (ALL)	2008-2018	KOL15-4590

TEXTRON®

Alterra 300/500/700	ALL	KOL15-6580
VLX 700 / TBX 700	ALL	KOL15-6550

YAMAHA®

350 Bruin	2004-2006	KOL15-5590
350 Raptor	2005-2006	KOL15-5531
350 Wolverine	05 & Older	KOL15-5531
350 Grizzly	2007-2014	KOL15-5590
400 Big Bear	2000-2012	KOL15-5531
400 Kodiak	2003-2006	KOL15-5590
450 Grizzly (ALL)	2007-2014	KOL15-5590
450 Kodiak	2003-2006	KOL15-5590
450 Kodiak	2018	KOL15-5650
550 Grizzly	2009-2014	KOL15-5640
600 Grizzly	01 & Older	KOL15-5520
660 Grizzly	2002-2008	KOL15-5640
700 Grizzly (ALL)	2007-2018	KOL15-5640
700 Kodiak (ALL)	2016-2018	KOL15-5640

ALL MOUNT

ALL	ALL	KOL15-0050
-----	-----	------------

UTV MOUNTS

- Designed to mount to the strongest part of your vehicles frame to provide maximum strength and traction
- See application chart for fitment



UTV - 34-XXXX

UTV UNIVERSAL - 34-0050

UTV PLOW MOUNT APPLICATION CHART

MODEL	YEAR	MOUNT P/N
ARCTIC CAT®		
Prowler	2009-2017	KOL34-8010
Prowler HDX 700	2011-2017	KOL34-8010
Wildcat Trail 700	2015-2017	KOL34-8020
Wildcat Sport 700	2015-2017	KOL34-8020
Wildcat X 1000	2015-2017	KOL34-8020
Stampede® 900 / 4X 900	ALL	KOL34-8030
Havoc™	ALL	KOL34-8030
CAN-AM®		
Commander (ALL)	2011-2013	KOL34-7010
Commander (ALL)	2014-2018	KOL34-7010
Defender HD10 / HD8	2016-2018	KOL34-7020
Maverick	2013-2018	KOL34-7030
Maverick Max	2013-2018	KOL34-7030
Maverick Trail	2018	KOL34-7040
CF MOTO®		
uForce 500/800	2013-2018	KOL34-3060
zForce 500/800	2014-2018	KOL34-9010
GRAVELY®		
Atlas JSV	ALL	KOL34-3010
HONDA®		
Pioneer 500	ALL	KOL34-1050
Pioneer 700 (2-passenger)	ALL	KOL34-1050
Pioneer 700-4 (4-passenger)	ALL	KOL34-1050
Pioneer 1000 (2-passenger)	ALL	KOL34-1010
Pioneer 1000-5 (5-passenger)	ALL	KOL34-1010
Talon™	ALL	KOL34-1020
JOHN DEERE®		
XUV 625i / 825i / 825i S4 / 855D / 855D S4 / HPX	2012-2017	KOL34-4010
XUV 550 / 550 S4 / 560 / 560 S4 / 590i / 590i S4	2012-2017	KOL34-4010
RSX 850i / 860i	2012-2017	KOL34-4010



KAWASAKI®

Teryx / Teryx 4	2008-2018	KOL34-2025
Mule Pro FX-T / Pro FX / Pro DX	ALL	KOL34-2010
Mule 600 / 610	2006-2016	KOL34-2030
Mule 4000/4010	2009-2018	KOL34-2040
Mule SX	2017-2018	KOL34-2030
Mule Pro-MX	ALL	KOL34-2050

POLARIS®

Ranger 400/EV	2010-2014	KOL34-3020
Ranger ETX/EV	2015-2018	KOL34-3020
Ranger 500/700	2005-2008	KOL34-3020
Ranger 500 EFI/500 EFI Crew	2011-2013	KOL34-3020
Ranger 500	2017-2018	KOL34-3020
Ranger 570 EFI (round tubing)	2014	KOL34-3020
Ranger 570 Mid-Size (profile tube)	2015-2018	KOL34-3020
Ranger 570 Mid-Size Crew	2015-2018	KOL34-3020
Ranger 570 Full Size (round tubing)	2016-2018	KOL34-3020
Ranger 570 Mid-Size (round tubing)	2015-2016	KOL34-3020
Ranger 570/XP Full Size (profile tubing)	2016	KOL34-3010
Ranger 570/XP Full Size Crew (profile tubing)	2015-2017	KOL34-3010
Ranger 570 Full Size Crew (round tubing)	2016	KOL34-3020
Ranger 500/700	2009-2010	KOL34-3060
Ranger 800 Mid-Size	2013-2014	KOL34-3020
Ranger XP 800 (Full Size & 6x6)	2010-2016	KOL34-3060
Ranger 900 Diesel/Crew Diesel	2011-2014	KOL34-7060
Ranger XP 900 (Profile tube)	2013-2018	KOL34-3010
Ranger 700 Crew	2008-2009	KOL34-3020
Ranger 800 Crew	2010-2014	KOL34-3060
Ranger XP 900 Crew (Profile Tube)	2014-2018	KOL34-3010
Ranger XP 1000 / Crew	2017-2018	KOL34-3010
General 1000 (ALL)	ALL	KOL34-3030
RZR 570	ALL	KOL34-3070
RZR 800	ALL	KOL34-3070
RZR 900/S 900/S 1000	2015-2018	KOL34-3030
RZR XP 4 900	2015-2018	KOL34-3030
RZR XP 1000 (ALL)	2014-2018	KOL34-3030
RZR XP 4 1000 (ALL 4 passenger)	2014-2018	KOL34-3030

YAMAHA®

Rhino	2004-2013	KOL34-2025
Viking (3 passenger) / Viking VI (6 passenger)	ALL	KOL34-5020
Wolverine (non-X4 & non-X2)	ALL	KOL34-5010
Wolverine X4	ALL	KOL34-5015

ALL MOUNT

ALL	ALL	KOL34-0050
-----	-----	------------



PLOW **ACCESSORIES**

PLOW WITH EFFICIENCY AND COMFORT

Increase your efficiency, comfort and control while plowing with our full line up of plowing accessories.

MANUAL QUICK LIFT

- Manually raise & lower any ATV Plow
- Adjusts easily from driver's seat
- Attaches to front rack with the included EZ Mount system
- 4-position ratcheting handle
- Operates with minimal lifting effort
- Works with most ATV plow systems

KOL15-0030



SYNTHETIC WINCH ROPES

- 3197 kg. breaking strength
- 0,63 cm diameter heavy-duty synthetic rope
- Light-weight
- Floats
- 3,65 m rope - designed for plow lifting applications
- 15,24 m rope - designed to replace factory rope or cable

3,65 M - KOL85075

15,24 M - KOL85064



HEATED GRIP

- Handlebar mounted heat dial switch
- Comfortable rubber grips
- Simple installation and connections



KOL96155

BLADE FLAP

- Universal Rubber Blade Flap fits plow blades with widths 48" - 72" (121 - 182 cm)
- Keeps snow from flying into your face



KOL10-0190

PLOW MARKER KIT

- Increases visibility of plow edges for added safety
- Easily bolts to sides of plow blades

HIGH RISE™ (PAIR) - KOL10-0145

- Fits all High Rise™ blades; 90° bend base



4S ATV SPREADER

- 150 lb (67,9 L) Hopper
- 12v / 3400 RPM Motor with plug & play wiring
- 5-Position Gate with adjustable deflector shield
- Easy on/off
- Can be used with salt or seed
- Motor located in uppermost position inside hopper for longevity and protection



KOL50-1000

4S ATV SPREADER MOUNT

- Mount Plate for 4S ATV Spreader 50-1000 on Polaris® ATVs
- Mounts to existing locations on ATV frame



KOL50-1010

GEARTECTOR® MITTS

- Extra large, reinforced opening for easy access to handlebars and controls
- Plush lining to keep your hands warm
- Locking draw cord to securely seal to handlebars



BLACK - KOL92185

MOSSY OAK® BREAKUP™ - KOL92180

SKID SHOE KIT

- Standard version: 3mm thick
- Heavy-Duty: 7mm thick
- Steel construction with corrosion resistant plating
- Includes (2) Skid Shoes and Hardware
- Easy to install



KOL31-1155 - STANDARD

KOL31-1255 - HEAVY-DUTY

WEAR BAR

- Factory replacement Double Sided Wear Bar
- Includes Bolt Kit
- Easy to install

48" (121 CM) - KOL31-1148

52" (132 CM) - KOL31-1152

60" (152 CM) - KOL31-1160

66" (167 CM) - KOL31-1166

72" (182 CM) - KOL31-1172



SNATCH BLOCK KIT

- Mandatory for front-mount plow systems to enhance operation
- Compatible with Storm Chaser push tube frames KOL33-0070 and KOL34-0070
- Doubles the lift capacity of any winch
- Provides better control of plow height



KOL20-0050

WINCH STOP

- Two-piece design installs easily on a fully assembled winch
- For use with steel or synthetic winch cables up to 1.27 cm diameter
- Increases the life of cables, synthetic ropes and fairleads

KOL85080





WINCH SYSTEMS

PULL YOURSELF OUT OF ANY SITUATION

Kolpin® ATV & UTV winches give you the reliability and power to pull your way out of any sticky situation.

5-YEAR MECHANICAL WARRANTY
3-YEAR ELECTRICAL WARRANTY

KOLPIN® WINCHES

- Weather-resistant sealed drums and motor
- Ergonomic dial for free spooling-to-clutch engagement
- Pre-wound 127 cm steel cable or synthetic rope
- Heavy-duty wiring with quick connect harness and 182 cm battery leads
- Premium handlebar mount controls
- 4-way roller fair-lead and hardware included
- 2041 kg. winches and 1587 kg. Synthetic rope which include remote
- Synthetic rope winches include bolt-on Winch Stop
- Winch mounts sold separately, please see pages 60-63 for vehicle mount options



Steel



Synthetic

WINCH	2500 LBS.	3500 LBS.	4500 LBS.
STEEL CABLE	KOL25-9250	KOL25-9350	KOL25-9450
SYNTHETIC ROPE	KOL25-9255	KOL25-9355	KOL25-9455

WIRELESS WINCH REMOTE

- Universal, water-resistant, wireless winch
- remote provides cord-free winch management
- 50-ft. Range
- On/Off, In/Out buttons and Power Indicator
- Mountable storage holster included
- Receiver works with virtually any ATV/UTV winch
- Includes all mounting hardware & installs in 20-minutes

KOL25-0500



AUTO-STOP KITS

- Works to automatically stop winch at end of rope pull or plow lift
- Requires synthetic winch rope - sold separately (not compatible with steel cable)
- Installs easily in place of stock fairlead
- All mounting hardware included
-

KOL25-0600 - ATV

KOL25-0650 - UTV



SYNTHETIC WINCH ROPES

- 3197 kg. breaking strength
- 0,63 cm diameter heavy-duty synthetic rope
- Light-weight
- Floats
- 3,65 m rope - designed for plow lifting applications
- 15,24 m rope - designed to replace factory rope or cable



365 CM - KOL85075

1524 CM - KOL85064

WINCH MOUNTS

- Sturdy line of winch mounts kits provide the hardware necessary to mount a winch to your vehicle
- See application chart for fitment



25-XXXX

WINCH MOUNT APPLICATION CHART

MODEL	YEAR	MOUNT P/N
ARCTIC CAT®		
400 4x4	2005-2014	OEM Equipped
450 4x4	2010-2012	OEM Equipped
500 4x4	2005-2009	OEM Equipped
500 4x4	2015-2016	OEM Equipped
550 4x4	2009-2016	OEM Equipped
650 4x4	2005-2011	OEM Equipped
700 4x4	2006-2016	OEM Equipped
700 4x4 Diesel	2007-2012	OEM Equipped
1000 4x4	2008-2016	OEM Equipped
Prowler 550	2006-2011	OEM Equipped
Prowler 700	2006-2011	OEM Equipped
Prowler 1000	2009-2016	OEM Equipped
Wildcat Trail	2014-2015	OEM Equipped
CAN-AM®		
330 Outlander	2004-2005	KOL25-7060
400 Outlander	2003-2014	KOL25-7060
450/ 500/ 570 Outlander L	2015-2016	OEM Equipped
500 Outlander	2007-2012	KOL25-7060
500 Outlander	2013-2014	OEM Equipped
570 Outlander	2016-2017	OEM Equipped
650 Outlander	2008-2012	KOL25-7060
650 Outlander	2013-2017	OEM Equipped
800 & 800R Outlander	2006-2011	KOL25-7060
800R Outlander Max	2012	KOL25-7060
800R/850 Outlander	2012-2017	OEM Equipped
1000 Outlander	2012-2017	OEM Equipped
800 Commander	2011-2014	KOL25-7070
1000 Commander	2011-2018	KOL25-7070
Maverick (ALL models except Turbo)	2013-2018	KOL25-7080
Defender (ALL)	ALL	OEM Equipped

HONDA®

TRX 300	1993-2000	KOL25-1042
TRX 350 Rancher	2000-2003	KOL25-1080
TRX 350 Rancher	2004-2006	KOL25-1081
TRX 400 Foreman	2003 & Older	KOL25-1061
TRX 400 Rancher	2004-2007	KOL25-1081
TRX 420 Rancher (ALL)	2007-2013	KOL25-1210
TRX 420 Rancher (AT IRS models)	2009-2014	KOL25-1210
TRX 420 Rancher (non-AT IRS models)	2014	KOL25-1240
TRX 420 Rancher (ALL)	2015-2017	KOL25-1240
TRX 450 Foreman	1998-2004	KOL25-1061
TRX 500 Rubicon	2003-2004	KOL25-1090
TRX 500 Rubicon	2005-2006	KOL25-1161
TRX 500 Rubicon	2007-2014	KOL25-1200
TRX 500 Rubicon (ALL)	2015-2018	KOL25-1240
TRX 500 Foreman	2007-2011	KOL25-1200
TRX 500 Foreman	2012-2013	KOL25-1220
TRX 500 Foreman (ALL)	2014-2017	KOL25-1240
TRX 650 Rincon	2003-2005	KOL25-1190
TRX 680 Rincon	2006-2017	KOL25-1190
Big Red MUV 700	2009-2013	KOL25-1180
Pioneer 500	ALL	KOL25-1250
Pioneer 700 (ALL)	ALL	KOL25-1230
Pioneer 1000 (ALL)	ALL	KOL25-1260

JOHN DEERE®

XUV 625i/ 825i/ 825i S4	2012-2016	KOL25-8810
XUV 855D/ 855D S4	2012-2016	KOL25-8810

HAWASAKI®

360 Prairie	2002-2005	KOL25-2150
360 Prairie	2006-2013	KOL25-2290
650 Brute Force 4x4i	2006-2009	KOL25-2310
650 Brute Force 4x4i	2010-2013	KOL25-2310
650 Prairie 4x4	2002-2003	KOL25-2131
700 Twin Prairie 4x4	2004-2006	KOL25-2131
750 Brute Force 4x4i	2005-2018	KOL25-2310
Mule 600/ 610/ 610 XC	2006-2016	KOL25-2240
Mule 3010/ Diesel	2005-2008	OEM Equipped
Mule 4000/ 4010 Trans/ Diesel	2009-2012	KOL25-2330
Mule 4010 Trans/ Diesel	2013-2016	KOL25-2340
Mule SX	2017-2018	KOL25-2360
Teryx 750	2008-2012	KOL25-2320
Teryx 4 750	2012	KOL25-2320
Teryx 800/ Teryx4 800	2013-2018	KOL25-2320
Mule PRO-FXT/ FX & PRO-DX/ DXT	2015-2018	KOL25-2350

300 Xplorer 4x4	1998 & Older	KOL25-3043
300 Sportsman	2008	KOL25-3280
325 Magnum	2000-2002	KOL25-3043
330 Magnum & ATP	2003-2005	KOL25-3043
330 Sportsman ETX	2015	KOL25-3350
335 Sportsman	1999-2000	KOL25-3043
400 Sportsman	2001-20013	KOL25-3043
400 Sportsman	2004	KOL25-3190
400 Sportsman H.O.	2008-2010	KOL25-3280
400 Sportsman H.O.	2011-2014	KOL25-3330
400 Xplorer 4x4	1995-2001	KOL25-3043
425 Xpedition 4x4	2000-2002	KOL25-3043
445 Diesel	1999	KOL25-3043
450 Sportsman	2006	KOL25-3200
450 Sportsman	2007	KOL25-3260
450 Sportsman (ALL)	2016-2017	KOL25-3350
500 Magnum	1999-2002	KOL25-3043
500 Sportsman 6x6	2000-2003	KOL25-3043
500 Sportsman H.O. & EFI	2003	KOL25-3043
500 Sportsman	2004	KOL25-3190
500 Sportsman H.O. & EFI	2005-2007	KOL25-3200
500 Sportsman (All)	2011-2013	KOL25-3330
500 Sportsman H.O. & EFI	2008-2010	KOL25-3260
500 Sportsman X2	2006-2010	KOL25-3260
550 Sportsman (ALL)	2009-2014	KOL25-3320
570 Sportsman (ALL)	2014-2017	KOL25-3350
570 Sportsman 6x6	2017	KOL25-3350
600 Sportsman	2004	KOL25-3190
700 Sportsman	2004	KOL25-3190
700 Sportsman	2005-2007	KOL25-3200
700 Sportsman X2	2008	KOL25-3260
800 Sportsman	2005-2006	KOL25-3200
800 Sportsman	2007-2010	KOL25-3260
800 Sportsman X2	2007-2009	KOL25-3260
800 Sportsman	2011-2014	KOL25-3330
850 Scrambler (ALL)	2013-2017	KOL25-3350
850 Sportsman (ALL)	2009-2017	KOL25-3350
1000 Scrambler (ALL)	2014-2017	KOL25-3350
1000 XP Sportsman (ALL)	2015-2017	KOL25-3350
ACE (ALL)	2014-2017	KOL25-3350
Ranger EV/ LSV (MID-SIZE, ROUND ROPS)	2010-2014	KOL25-3310
Ranger 400 4x4	2010-2012	KOL25-3310
Ranger 500 4x4/ Crew	2005-2008	KOL25-3221

POLARIS® CONT.

Ranger 500 4x4	2010	KOL25-3300
Ranger 500 4x4 (MID-SIZE, ROUND ROPS)	2011-2014	KOL25-3310
Ranger 500 (MID-SIZE, ROUND ROPS)	2017	KOL25-3310
Ranger 570 (MID-SIZE, ROUND ROPS)	2015-2017	KOL25-3310
Ranger 570 4x4 (MID-SIZE, ROUND ROPS)	2014-2016	KOL25-3310
Ranger 570 4x4 (FULL-SIZE, ROUND ROPS)	2016-2017	KOL25-3310
Ranger 570 Crew (FULL-SIZE, ROUND ROPS)	2016-2017	KOL25-3310
Ranger 570/ Crew (FULL-SIZE, PROFILE ROPS)	2015-2017	KOL25-3340
Ranger 700 4x4/ Crew	2006-2008	KOL25-3221
Ranger 700 4x4	2009	KOL25-3300
Ranger 800 (MID-SIZE, ROUND ROPS)	2013-2015	KOL25-3310
Ranger 800/ Crew (FULL-SIZE)	2010-2014	KOL25-3300
Ranger 800 6x6	2010-2017	KOL25-3300
Ranger 900 Diesel/ Crew	2011-2014	KOL25-3300
Ranger XP 900 (ALL)	2013-2017	KOL25-3340
Ranger XP 1000 (ALL)	2017	KOL25-3340
Ranger 900 Diesel HST/ 1000 Diesel/ Crew	2014-2017	KOL25-3340
General	ALL	KOL25-3360
RZR 570 (ALL)	2012-2017	KOL25-3270
RZR 800 (ALL)	2008-2014	KOL25-3270
RZR 900 (ALL)	2015-2017	KOL25-3360
RZR XP 1000 (ALL)	ALL	KOL25-3360

SUZUKI®

400 King Quad (ALL)	2008-2017	KOL25-4210
450 King Quad	2007-2010	KOL25-4100
500 King Quad (ALL)	2009-2017	KOL25-4100
700 Twin Peak	2004-2005	KOL25-2131
700 King Quad	2005-2007	KOL25-4100
750 King Quad (ALL)	2008-2017	KOL25-4100

YAMAHA®

550 Grizzly	2009-2014	KOL25-5250
660 Grizzly	2002-2008	KOL25-5171
700 Grizzly	2007-2015	KOL25-5250
700 Grizzly	2016-2018	KOL25-5290
700 Kodiak (ALL)	2016-2018	KOL25-5290
Rhino 450	2006-2009	KOL25-5260
Rhino 660	2004-2007	KOL25-5260
Rhino 700	2009-2013	KOL25-5260
Viking 700 (ALL)	ALL	KOL25-5270
Wolverine (ALL)	ALL	KOL25-5280



ATV STORAGE

CONFIDENTLY HAUL YOUR GEAR DOWN THE TRAIL

However light or heavy you pack when you hit the trails, and whatever you need to transport or store, there is a bag or box that will outfit your ATV.

MATRIX™ SEAT BAG

- Durable 600D nylon construction with Hydro Shield™ and UV coating
- Padded back rest for added comfort
- 3-piece bag design including center cooler
- 2.02 cubic feet of accessible storage
- External shock cords for smaller items
- Reinforced buckles to allow for easy on/off of most tubular rack ATVs
- Overall Dimensions: 81 l x 55 w x 27 h cm
- Side Pod Dimensions: 40 l x 15 w x 20 h cm



MOSSY OAK® BREAKUP® - KOL91150
BLACK - KOL91155

ATV REAR HELMET BOX

- Accommodates up to (2) adult helmets & more
- Mounts to most tubular racks using four U-bolts & sealing washers
- Opens in the rear with access to arm cavities
- 3.5 cubic feet of weather-resistant storage
- Dimensions: 93 l x 70 w x 43 h cm



KOL4438

ATV TRUNK & LOUNGER

- Massive 117 Liter storage capacity
- Seamless hinge and gutter lid design closes with heavy-duty rubber latches to keep interior dry and dust free
- Easy to attach / remove from vehicle via U-bolt kit (included) or tie downs (not included)
- Recessed utility tray with integrated tie downs
- Durable roto-molded construction with integrated pad lock holes
- Removable no-slip seat pads
- Dimensions: 40-3/4" L x 28" W x 17" H



KOL4457

FRONT TRAIL BOX

- Contoured design for maximum visibility
- Double-walled lid construction
- Heavy-duty keyed lockable center latch
- Dimensions: 76 l x 34 w x 20 h cm

POLARIS® MOUNTING KIT - 93103

- Required for 2005-current Polaris® ATVs with Lock & Ride®
- Mount kit includes (2) mounting brackets & (4) KOL98500 Lock & Ride plungers



FRONT TRAIL BOX - KOL93101

REAR TRAIL BOX

- Lockable box fits up to (2) XL-sized helmets with extra storage room
- Dimensions: 93 l x 43 w x 33 h cm

REAR TRAIL BOX - KOL93201

POLARIS® MOUNTING KIT - KOL93203

- Required for 2005-current Polaris® ATVs with Lock & Ride®
- Mount kit includes (2) brackets & (2) KOL 98500 KXP ATV Plungers, (1) Kwik Cinch Straps

ACCESSORY RACK - KOL93202



OUTFITTER BOX

- Accommodates up to (4) adult helmets & more
- Rubber sealing gasket to keep out dust/water
- Kwik-Cinch straps for quick on/off attachment
- Metal Accessory Rack for extra capacity
- Fits most ATV tubular & composite racks
- Dimensions: 107 l x 54 w x 42 h cm
- Front to back base footprint - 33 cm in the center between the rear of the seat to the rear of the rack, 48 cm on the outside

KOL93450



NAVIGATOR BOX

- Rotomolded construction with rear hinged lid
- Molded in rear step design allows box to be mounted with no rack modifications
- Mounts to most tubular racks using four U-bolts & sealing washers
- 4.3 cubic feet of accessible storage
- Dimensions: 91 l x 48 w x 35 h cm
- Front to back base footprint - 35 cm

KOL93405



SCOUT BOX

- Low-profile front or rear box
- Rotomolded construction with snap closure
- 2.5 cubic feet of accessible storage
- Dimensions: 86 l x 35 w x 22 h cm
- Mounts to most tubular racks using four U-bolts & sealing washers

KOL93400



CONVERTIBLE REAR DROP RACK

- Basket can be used with rear rack extension in dropped or raised position or separately for contained storage on your ATVs front rack
- Constructed of 3.81 diameter tubing
- 3.17 cm space before drop allows fitment to machines with vertical rear rack loops
- Basket dimensions: 96 l x 33 w x 19 h cm
- Dimensions: 102 l x 69 w x 25 h cm, 12,7 kg.

KOL53350



FLAT BASKET

- 3.81 cm steel tubing for perimeter support
- Expanded metal mesh to contain small items
- Mounts to front or rear tubular rack of ATV
- Flat design increases rack space
- 3.17 cm space at 40.64 cm allows fitment to machines with vertical rack loops
- Dimensions: 101 l x 83 w x 15 h cm

KOL53400



FRONT GEAR BASKET

- Add extra front or rear ATV storage
- Space to carry up to 18- liter buckets
- Universal fit to any front or rear tubular rack
- Dimensions are 96 l x 33 w x 19 h cm, weight 7,25 kg.

KOL53360



REAR DROP RACK

- Includes fold down tailgate & cable supports, basket weight capacity up to 90 kg.
- Inside box dims: 95 l x 30 w x 20 h cm
- 3.17 cm space 40.64 cm before drop allows fitment on machines with vertical rear rack loops
- Dimensions: 109 l x 78 w x 25 h cm, 23 kg.

KOL53300





UTV ACCESSOIRES

Guardian ATV/UTV Storage Box - 40L-80L

- Semi-rigid internal core construction with zipperless design
- Water-resistant ballistic fabrics
- (6) quick-release buckle mounting straps for universal fitment to all ATVs and UTVs
- (6) metal d-ring tie-downs on perimeter for various mounting options
- Integrated dust and water seal
- Storage capacity: 80L
- Additional main compartment divider
- Zippered exterior pocket
- 3-pocket lid organizer

40L KOL91163

80L KOL91162



CAM LOCK DUST COVER

- For:
KOL93101
KOL93201
KOL93450

KOL70458



PLASTIC HINGE PIN BUSHING

- For:
KOL93201

KOL57-0010



CAM LOCK

KOL70459



SPRING LOADED LOCKABLE LATCH

KOL190-0005





DRY BAGS

WATERPROOF, DUST-FREE, PROTECTED GEAR TRANSPORT

Our full lineup of dry gear storage bags will give you the confidence you need on your rides, hunts, expeditions and adventures. Heavy-duty all-purpose waterproof protection available in 3 sizes and 4 colors.

DRY BAGS

- Heavy-duty roll-top with buckles
- Super heavy-duty dual hydro-coated waterproof and abrasion resistant fabric
- Fully-welded seams shed water and will not crack in extreme temperatures
- (2) Full-Wrap adjustable straps allow for attachment to ATVs, UTVs, boats, kayaks, canoes, trucks, trailers, roll-cages, etc.
- 10L Dimensions: 21.7" (55 cm) H x 7.9" (20 cm) W
- 20L Dimensions: 22.6" (57 cm) H x 10.6" (27 cm) W
- 40L Dimensions: 32.7" (83 cm) H x 11.4" (29 cm) W
- For maximum water/element protection, roll the top of the bag past the upper to lower black material seam and connect top buckles



AVAILABLE IN FOUR COLORS:



• KOLPIN® TAN



• KOLPIN® CRYPSIS™ WATERFOWL CAMO



• KOLPIN® PURSUIT™ WOODLAND CAMO



• BLACK

KOLPIN DRY BAGS – TAN

KOL91200	10L-Tan
KOL91201	20L-Tan
KOL91202	40L-Tan

KOLPIN DRY BAGS – CRYPSIS WATERFOWL CAMO

KOL91203	10L-Crypsis Waterfowl Camo
KOL91204	20L-Crypsis Waterfowl Camo
KOL91205	40L-Crypsis Waterfowl Camo

KOLPIN DRY BAGS – PURSUIT WOODLAND CAMO

KOL91206	10L-Pursuit Woodland Camo
KOL91207	20L-Pursuit Woodland Camo
KOL91208	40L-Pursuit Woodland Camo

KOLPIN DRY BAGS – BLACK

KOL91209	10L-Black
KOL91210	20L-Black
KOL91211	40L-Black

DIRT WORKS®

CATEGORY “0” AGRICULTURAL IMPLEMENTS

Kolpin® provides the largest assortment of category “0” implements to put your ATV or UTV to work.

Whether prepping a food plot to attract the biggest of bucks, or cultivating your acreage to put food on the table, the Kolpin DirtWorks® system has all the needed implements to plow, rake, scrape and more.





BUILD YOUR SYSTEM

The DirtWorks® system is built to be easy.

Find the hitch that works with your machine.

Attach the 3-Point Hitch with appropriate Accessory bar.

Attach the implement you need.

BUILD YOUR 3-POINT HITCH SYSTEM



CHOOSE YOUR IMPLEMENTS



LANDSCAPE RAKE



DISC PLOW



CHISEL PLOW/
SCARIFIER



CULTIVATOR SET



REAR BLADE

CHOOSE YOUR HITCH MOUNT



ATV IRS HITCH



ATV SWINGARM HITCH



MULTI-HITCH



SUSPENSION LOCKOUT

3-POINT HITCH SYSTEM

- Category "0" Agricultural Implement System
- 50 cm integrated tool bar with 1,58 cm diameter pins
- Heavy-duty 3,81 square tubing frame
- Fits any 5 cm automotive style receiver hitch
- Convenient rocker switch can be mounted to your handle bars/dash
- 12v electric actuator lift system with 20 amp maximum draw
- 113 kg. lift capacity at the tool bar
- 136 kg. down pressure capacity
- 38 cm vertical lift at the tool bar
- Fully adjustable lift arms & top link
- Additional frame support kit may be required, please check out our suspension locks & frame support kits
- Requires Accessory Tool Bar (sold separately)



KOLWHS03HD

ACCESSORY TOOL BAR

- Category "0", 5/8" hitch pins with 20" spacing
- Heavy-duty powder coated steel construction
- Allows quick change from one implement to another
- Required to attach any DirtWorks® Implements to the 3-Point Hitch System



48" (121 cm) width - KOLATB48

- For use on ATVs or UTVs

60" (152 cm) width - KOLATB60

- For use on UTVs

3-POINT TRAILER

This innovative trailer design provides an alternative for the DirtWorks 3-Point Hitch System when using with machines 350cc or less. The trailer accessory is also perfect for vehicles that do not have a heavy duty receiver hitch available. The 3-Point Trailer does not include the 3-Point Hitch System.

- 18" pneumatic tires
- Secures with a clevis pin mount
- Requires 3-Point Hitch System and Accessory Tool Bar (Sold Separately)
- 2 Boxes (KOLWHS03TA and



KOLWHS03TA2)

KOLWHS03TA (Excluding BALL HITCH)
KOLWHS03TABH BALL HITCH

TOW BAR BALL

- 50mm outside diameter
- KOL96097**



LANDSCAPE RAKE

- Clear trails, groom horse corrals, rake the beach or maintain your gravel driveway
- 5-position angling for customized results
- 21 individual 3,33 cm hardened landscape rake tines
- Requires either the 121 or 152 cm Accessory Tool Bar & 3-Point Hitch System (sold separately)
- 60" (152 cm) total width



KOLLSR60

DISC PLOW

- Our best selling DirtWorks® implement
- Two individual gangs of (4) discs easily attach to the DirtWorks® Accessory Tool Bar
- Five adjustable cutting angles accommodate different soil types & conditions
- Live axle & sealed ball bearing design
- Requires the 48" or 60" (121 or 152 cm) Accessory Tool Bar & 3-Point Hitch System (sold separately)
- 54" (137 cm) total width, Disc diameter: 14" (35 cm.)
- Helpful Hint: We recommend the use of a separate Accessory Tool Bar for mounting convenience of the disc plow set if you are utilizing other DirtWorks® implements



KOLDP8

CULTIVATOR SET

- Cultivator tines break up compacted ground providing deeper penetration & more aeration when preparing your soil
- (6) 3.81 Agricultural grade Danish "S" tines feature reversible sweeps
- Requires the 121 or 152 cm Accessory Tool Bar & 3-Point Hitch System (sold separately)
- Helpful Hint: We recommend the use of a separate Accessory Tool Bar for mounting convenience of the cultivator set if you are utilizing other DirtWorks® implements



KOLCT036

CHISEL PLOW/SCARIFIER

- 2-in-1 – Blade Scarifier OR Chisel Plow
- (6) 1.27 cm heavy-duty, hardened steel plow teeth to loosen hard packed surfaces such as driveways
- Adjustable blade height for various ground types & extra clearance during transportation
- Requires the 48" or 60" (121 or 152 cm) Accessory Tool Bar & 3-Point Hitch System (sold separately)
- Helpful Hint: We recommend the use of an additional tool bar for mounting convenience of the Chisel Plow Scarifier when utilizing other DirtWorks® implements



KOL86100

48" (121 CM) REAR BLADE

- 5-position angling
- 33 cm blade height with a replaceable & reversible wear bar for long life
- Requires the 48" or 60" (121 or 152 cm) Accessory Tool Bar & 3-Point Hitch System (sold separately)
- Easy one pin mounting



KOLFRB48

ATV SUSPENSION LOCKOUT

UNIVERSAL IRS - KOL85200

- Helps eliminate rear suspension sag
- Highly recommended for use with the Kolpin® DirtWorks® 3-Point hitch system or for any heavy load
- Fits most ATVs with independent rear suspensions

UNIVERSAL SWINGARM - KOLSLUSA

- Provides additional 3-Point hitch attachment point to rear ATV rack



ATV 2" IRS HITCH RECEIVERS

- Mounts directly to ATV frame
- Powder-coated steel construction
- For off-road use only

UNIVERSAL - KOL85100

- Fits most ATV models with Independent Rear Suspension



KOL85100

POLARIS SPORTSMAN XP - KOL85195

- Fits 2009-2018 Polaris® Sportsman 550 / 850 / 1000 and 2013-2018 Scrambler 850 / 1000 models



KOL85195

POLARIS - KOL85185

- Fits 2005-2018 Polaris® Sportsman 330 / 400 / 450 / 500 / 570 / 600 / 700 / 800 models



KOL85185

UNIVERSAL HITCHES

- Powder-coated steel construction
- For off-road use only

3-WAY 1-1/4" MULTI-PURPOSE - KOL85610

- Heavy-duty draw-bar fits 1-1/4" factory receiver hitch
- Designed to accept 3/4" shaft trailer ball and 5/8" clevis



KOL85610

3-WAY 2" MULTI-PURPOSE - KOL85620

Heavy-duty draw-bar fits 2" factory receiver hitch

- Designed to accept 3/4" shaft trailer ball and 5/8" clevis



KOL85620

3-WAY BOLT-ON MULTI-PURPOSE - KOL85630

- Fits most ATVs with factory tow ball hitch
- Designed to accept 3/4" shaft trailer ball and 5/8" clevis



KOL85630

BOLT-ON RECEIVER HITCH - KOL85640

Fits most ATVs with factory tow ball hitch

- Designed to accept 3/4" shaft trailer ball and 5/8" clevis



KOL85640

ATV 2" STRAIGHT-AXLE SWING-ARM HITCH RECEIVERS

- Heavy-Duty Straight-Axle Swingarm mounted hitches
- Powder-coated steel construction
- For off-road use only

HONDA® - KOL85140

Fits new chassis with single rear shock 2012-2018 Honda 500 Foreman models and 2015-2018 Honda 420 Rancher models



KOL85140

HONDA® - KOL85150

Fits older chassis with twin rear shocks 1998-2011 Honda 400 / 450 / 500 Foreman models and 2001-2014 Honda 500 Rubicon models



KOL85150

HONDA® - KOL85155

- Fits older chassis with single rear shock 2000-2008 Honda Rancher 350 models, 2004-2007 Honda 400 Rancher AT models and 2007-2013 Honda 420 Rancher models



KOL85155

KAWASAKI® - KOL81560

- Fits non-independent rear suspension 2002-2013 Kawasaki 360 Prairie models, 2005-2013 Kawasaki 650 Brute Force models and 2002-2006 Kawasaki 650 / 700 Prairie models
- Also fits non-independent rear suspension 2004-2005 Suzuki 700 Twin Peak models



KOL85160

SUZUKI® - KOL81580

- Fits non-independent rear suspension 2002-2007 Suzuki 400 Eiger models, 2008-2018 Suzuki 400 King Quad models and 2002-2007 Suzuki 500 Vinson models



KOL85180



ATV&UTV MIRRORS

ADVENTURES IN MIRROR ARE CLOSER THAN THEY APPEAR

Our full lineup of UTV and ATV mirrors are easy to mount to your machine and allow you safely take note of your surroundings.

UTV REAR MIRROR

- Universal overhead mounting options for 3-5 cm round tubes or flat drillable surfaces
- Easy to adjust double ball joint pivot arm
- Clamp design allows for mounting with roof installed
- Accommodates mounting to 3-5 cm round tubing and flat surfaces
- Wide angle convex lens provides high visibility
- Durable shatterproof scratch resistant safety acrylic mirror lens



KOL98300

QUICK-ATTACH UTV SIDE MIRRORS

- Quick On/Off tool-less vibration dampening clamps
- Dual-view lenses for wide viewing range
- Rugged Fold-in and break-away design
- (6) inserts to customize vibration dampening fit on 4,4-5 cm diameter round tubes, as well as Polaris® and Can-Am® profile tubes
- Includes Passenger and Driver-side mirrors



KOL98330

UTV SIDE MIRROR

- Dual-view lenses for wide viewing range
- Rugged Fold-in and break-away design
- Included clamps fit 4,1-5 cm round tubing and Polaris® and Can-Am® profile tubes
- Low-profile clamp compatible with most windshields and doors
- Includes Passenger and Driver-side mirrors



KOL98315



UTV SIDE & REAR MIRROR COMBO

- Includes Passenger, Drivers-side & rear mirror
- Includes all clamps and hardware
- Fits most UTVs; excluding Rangers, Can-Am® and Kubota® with profile tubing
- Side Mirror: Dimensions: 10 x 19 cm, Fits 4,1 - 5 cm round tubing
- Rear Mirror: Dimensions: 11 x 20 cm, Fits 3,4-5 cm round tubing

KOL98312



UTV REAR MIRROR

- Convex mirror provides wide viewing range and image stabilization
- Ball Socket Joint for unlimited viewing angles
- Mirror Dimensions: 11 w x 20 h cm
- Includes clamp and hardware to fit most 3,4 - 5 cm tubing

KOL98310



ATV MIRROR

- Fully adjustable 10 cm mirror
- Quick on/off
- Accommodates 1,5 - 2,5 cm diameter tubing
- Compatible with Polaris® ATV racks using Lock & Ride®

POLARIS ATV - KOL97205



ATV HAND GUARD WITH MIRROR

- Features round, 7 cm rear view mirror
- Universal fit design mounts directly to most 2,2 cm ATV handlebars
- Does NOT fit Can-Am ATVs with hand guards or Kawasaki Brute Force Models with plastic handlebar fascia

KOL97300





ACCESSORIES

MAKE YOUR RIDE MORE COMFORTABLE

No matter the temperature or the task, we have the durable accessories to outfit you and your ATV or UTV.

STEALTH EXHAUST SYSTEM 2.0 WITH HEAT SHIELD

- Used in conjunction with your stock exhaust system to reduce noise by up to 5-7 decibels with no loss in performance
- High flow/low restriction muffler uses baffled design - no packing to burn out
- No vehicle modifications needed in most cases
- Fits most four-stroke ATV/UTVs
- Honda® & certain other flat or concave OEM mufflers may require an additional adapter (Item 53520 sold separately)
- Does NOT fit John Deere XUV 550/850, Yamaha Viking, Honda Pioneer or 2014 - Current Polaris Rangers due to larger exhausts
- Dimensions: 31 cm long x 11 cm diameter



STEALTH SYSTEM - KOL53570

HONDA BOLT-ON ADAPTER - KOL53520

Fits Honda TRZ 250, 300, 350, 400, 450 & Universal for other flat or concave OEM muffler Outlets

THROTTLE MASTER

- Eliminate fatigued or sore thumbs
- More precise throttle control
- Easy universal bolt-on design
- Unique design allows length adjustment

KOL98005



HANDY THROTTLE™

- Eliminates thumb fatigue without changing the mechanical function of the throttle
- For ATVs, watercraft and snowmobiles with a standard 2.2 cm handlebar and a thumb throttle

KOL98020



HEATED GRIP

- Handlebar mounted heat dial switch
- Comfortable rubber grips
- Simple installation and connections

KOL96155



TIRE REPAIR KIT

- Storage pouch includes all tools to repair & inflate multiple ATV/UTV tires
- Includes: (3) CO2 cartridges, Regulator/ adapter tool, 10 cm tire seals, tire roughing tool, installation tool

KOL89510



FLAT PACK

- Pump/Storage container includes all needed tools to repair up to 10 flat tires
- Compact design for easy transport
- Dimensions: 24 l x 7 cm Diameter

KOL89500



FIRE EXTINGUISHER BRACKET

- Fits all 3-5 cm roll bars
- Heavy-duty bracket
- Holds most fire extinguishers
- Fire extinguisher are required to be carried on UTVs in some states

KOL26600



POLARIS® LOCK & RIDE® COMPATIBLE PLUNGERS

- Screw tightening Lock & Ride® plunger to secure select mounts & storage to your Polaris® ATV or UTV
- Polaris® Lock & Ride® compatible

POLARIS ATV/RZR - KOL98500

POLARIS UTV - KOL98510



ROCK BLOCKER

- Fits Compact, Mid-Size, Full-Size Vehicles and Dually Pickup Trucks
- Adjustable height and width (adjusts 167-238)
- Protect anything you tow
- Secures to a 5 cm ball mount
- Flaps are 60 x 60 x 0.95 cm thick rubber

KOL85300



ATV TYRE CHAIN DIAMOND

- | | | | |
|---------------------------------------------------------------------------------------------------------------------------|------------------------------------------------------------------------------------------|-------------------------------------------------------------------|-------------------------------------------------------|
| • 52" L x 14,5" W
(130x36cm) | • 54" L x 14,5" W
(137x36cm) | • 56" L x 17" W
(142x41cm) | • 69" L x 18" W
(175x46cm) |
| • Fits tyre sizes:
22x11-8
22x10-8
20x10-9
22x10-9
22x10-10
22x11-9
22x11-10
23.5x8-11
24x8-11 | • Fits tyre sizes:
23x10-10
24x9-11
24x10-11
24x11-10
23x10-12
25x8-12 | • Fits tyre sizes:
25x12-9
25x11-10
25x12-10
25x10-12 | • Fits tyre sizes:
27x9-12
27x11-12
27x10-12 |

KOL96865

KOL96866

KOL96867

KOL96868



GEL-TECH™ SEAT COVER

- Fits most ATVs
- Gel padding & ergonomic design provides maximum cushioning & temperature control for exceptional riding comfort
- Easy to install with Velcro straps
- Dimensions: 35 front, 53 back, 76 length cm

KOL91855



SEAT COVER

- Fits most ATVs
- Easy to install with elastic edge and Velcro straps
- Dimensions: 33 front, 39 back, 66 length cm

BLACK - KOL93645

MOSSY OAK® BREAKUP® - KOL93640



ATV COVER

STANDARD - KOL95110

- Dimensions: 215 l x 88 w x 81 h cm

XXL - KOL95104

- Dimensions: 241 l x 127 w x 127 h cm



GEARTECTOR® MITTS

- Extra large, reinforced opening for easy access to handlebars and controls
- Plush lining to keep your hands warm
- Locking draw cord to securely seal to handlebars

BLACK - KOL92185

MOSSY OAK® BREAKUP® - KOL92180



CARGO SPYDER

- Secure your gear with this completely adjustable shock cord storage system
- Ideal for ATV, scooter, motorcycle & other vehicle use
- Shock cord: Diameter .71; Length 70 cm
- Diagonal shock cord length 124 cm

KOL95175







KOLPIN® WARRANTY

KOLPIN'S COMMITMENT TO YOU

At Kolpin Outdoors, we stand behind every product we make and take care of every one of our customers. It's a promise Howard Kolpin first made in 1943, and one we continue to uphold to this day.

If your Kolpin® product fails or doesn't live up to your expectations, please reach out to our technical service team. Our team will be happy to answer your questions or assist you with necessary repairs or replacements. info@kolpin.eu.

Our Warranty does not cover damages caused by improper care, usage, accidents or natural breakdown of materials over extended use and time defined at Kolpin's discretion.

- Kolpin® products are warranted against defects in materials and workmanship for 1 Year from the date of purchase.
- Kolpin® winches are warranted against defects in materials and workmanship for 5 Years on mechanical components and 3 Years for electrical components from the date of purchase.

Disclaimer: Kolpin Outdoors® reserves the right to make changes in our products without notice as the need arises. At the time of printing, we believe all specifications and applications are correct but are subject to change. All of our application and fitment charts for Kolpin Outdoors® products can be found online at: www.kolpin.eu

You can also connect with our customer or technical service teams directly at: info@kolpin.eu.
POLARIS, KOLPIN, LOCK & RIDE are registered trademarks of Polaris Industries Inc.



2020 |

Kolpin Outdoors, Inc.
Griekenweg 16
5342 PZ Oss
The Netherlands

www.Kolpin.eu

Telephone: +31(0) 412-693577
Email: info@kolpin.eu

Copyright 2018 Designed & Printed in the USA

SHARE YOUR #KOLPIN ADVENTURES WITH US

